

2021



LOUM[®]

2021

**Follow your
instinct.**

**Live your
adventure.**



Pendelleuchten | Pendants | Lampade a sospensione



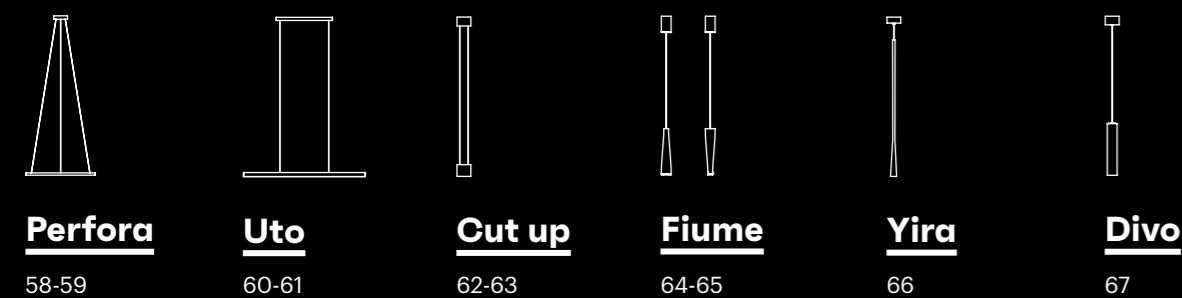
Arkade 16-19
Algae 20-23
Pille 24-25
Fiori 26-27
Canna 28-29
Corpa Bass 30-31



Corpa Iris 32-33
Loon Mini 34-35
Loon 36-39
Glow 40-41
Tycho 42-43
Diovis 44-45

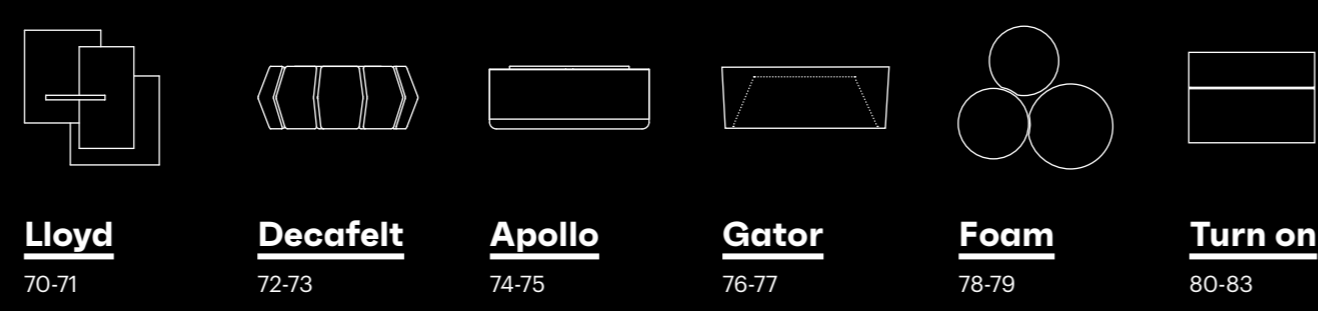


Decafelt 46-47
Apollo 48-49
Bivio 50-51
Leo 52-53
Peya 54-55
Lora 56-57



Perfora 58-59
Uto 60-61
Cut up 62-63
Fiume 64-65
Yira 66
Divo 67

Deckenleuchten | Ceiling mounted luminaires | Lampade da soffitto



Lloyd 70-71
Decafelt 72-73
Apollo 74-75
Gator 76-77
Foam 78-79
Turn on 80-83

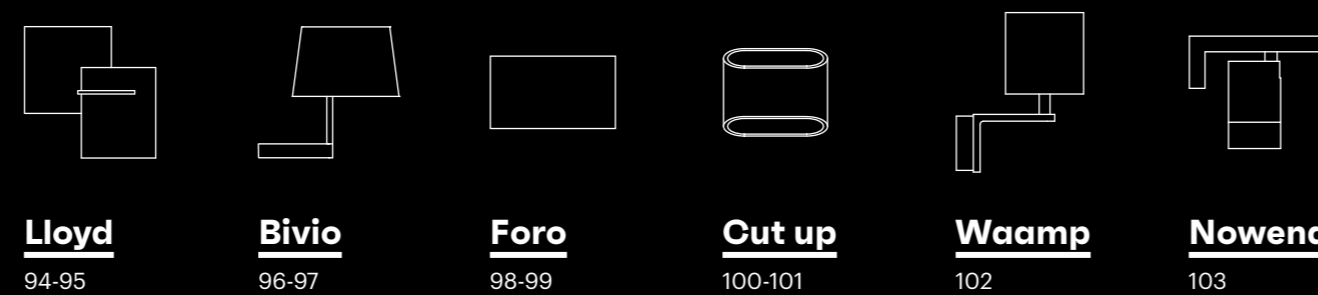


Cut up 84
Liro 85
Camea 86
Tilis 87
Atus 88-89
Yura 90

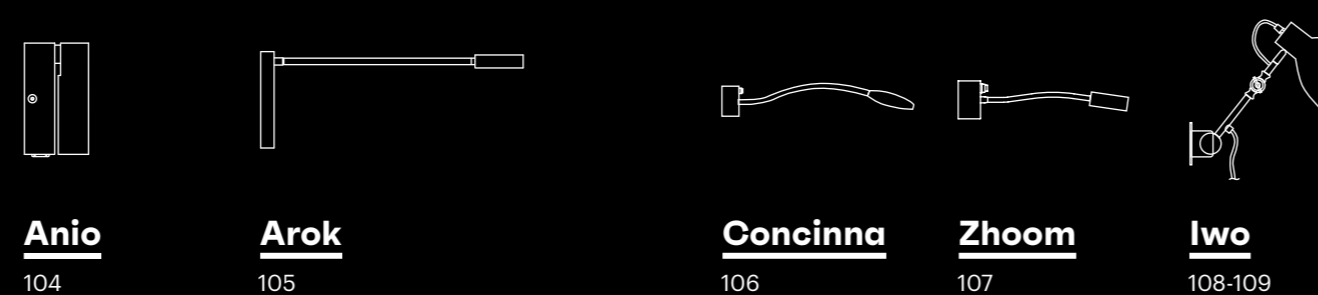


Turn 4 91

Wandleuchten | Wall mounted luminaires | Lampade da parete



Lloyd 94-95
Bivio 96-97
Foro 98-99
Cut up 100-101
Waamp 102




Anio 104
Arok 105
Concinna 106
Zhoom 107
Iwo 108-109

Tischleuchten | Table luminaires | Lampade da tavolo



Pille 112-113
Bivio 114-115
Tycho 116-117
Gone 118
Meyjo 119
Zhoom 120-121



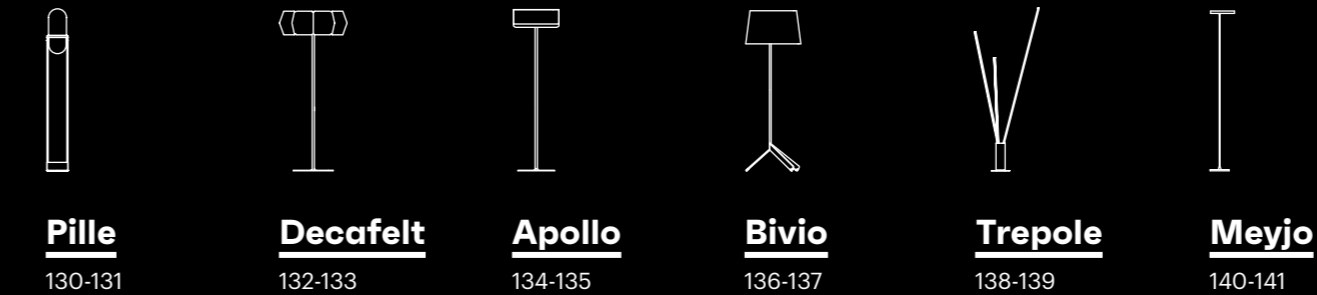
Scave 122
Teo 123
Pokula 124
Potta 125
Glow 126-127

Einbauleuchten | Recessed luminaires | Lampade da incasso



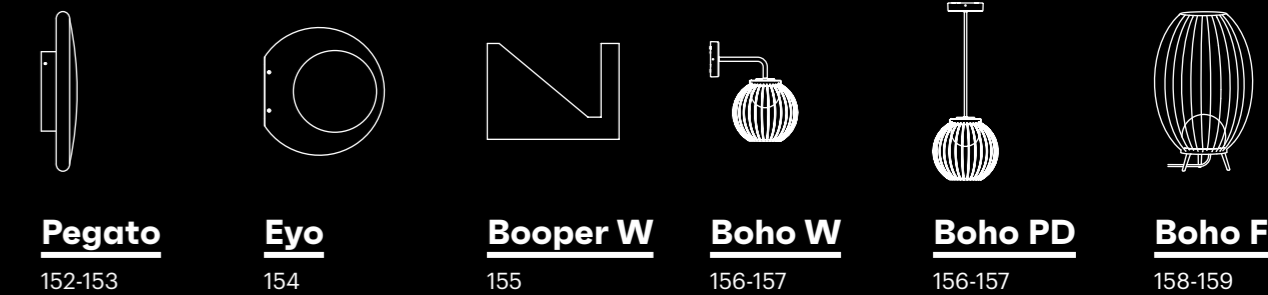
Rowo 144
Sator 145
Liro 146-147
Zhoom 148
Kalio 149

Stehleuchten | Floor luminaires | Lampade da terra

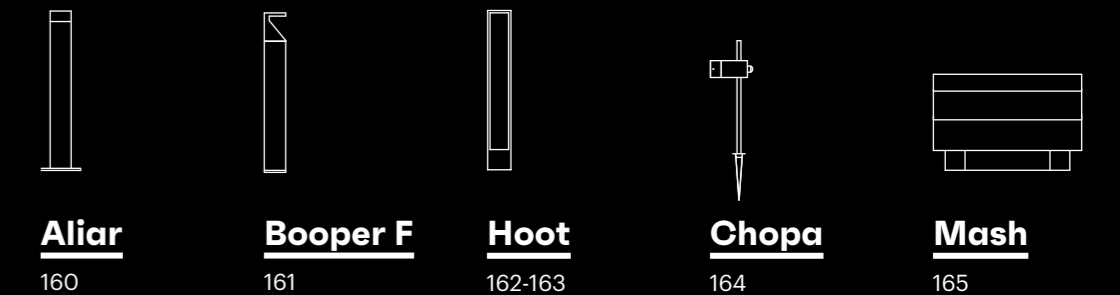


Pille 130-131
Decafelt 132-133
Apollo 134-135
Bivio 136-137
Trepole 138-139
Meyjo 140-141

Außenleuchten | Outdoor lighting | Lampade da esterno



Pegato 152-153
Eyo 154
Booper W 155
Boho W 156-157
Boho PD 156-157
Boho F 158-159



Aliar 160
Booper F 161
Hoot 162-163
Chopa 164
Mash 165



LOUM[®]

Only the brave...

Abenteuerlust, Spaß und Experimentierfreude bringen immer wieder neue Looks hervor, die eine ganz persönliche Note haben. Wer Mut hat, geht eben seinen eigenen Weg. So wie LOUM. Unsere Produkte sind hip, urban und machen Freude. Tag für Tag.

Spirit of adventure, fun and love of experimentation create new looks with a personal touch. Courageous people go their own way - just like LOUM does. Our products are trendy, urban and fun. Day after day.

Spirito di avventura, passione e voglia di sperimentare danno vita a nuovi stili, caratterizzati da un tocco molto personale. Chi ha coraggio, va per la sua strada. Come LOUM. I nostri prodotti: alla moda, facilmente integrabili nel contesto urbano e divertenti. Giorno dopo giorno.

Your everyday highlight.

LOUM verkörpert Zeitgeist und traut sich, dann und wann auch aus dem Rahmen zu fallen. Unsere Designs bringen erfrischende Lichtblicke in deinen Alltag.

Gone S T / p. 118

LOUM captures the spirit of modern times and dares to be different sometimes. Our designs lighten up your everyday life.

LOUM incarna lo spirito dei tempi moderni, spingendosi di tanto in tanto in terreni inesplorati. I nostri design fanno risplendere di nuova luce la tua vita quotidiana.

Expedition style.

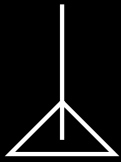
Immer wieder Spannendes entdecken und das Leben neu gestalten. Style finden, quer denken, frech sein.

There is always something exciting to discover and the chance to reshape life. Find style, think outside the box, be cheeky.

Riscopri giorno dopo giorno emozionanti sensazioni, riconfigurando la tua vita. Trova lo stile giusto, pensa fuori dagli schermi, osa.

Follow your instinct.





Pendants

Sie lieben ihre Freiheit. Fast schwebend hängen sie in variabler Höhe unterhalb der Decke und geben Räumen das gewisse Etwas.

They are freedom loving. With a floating appearance they hang from the ceiling at variable heights and give rooms that certain something.

Amano la libertà. Sospese ad altezza variabile a soffitto, conferiscono allo spazio un tocco davvero unico.

Meist auf Augenhöhe und im Fokus sorgen Pendelleuchten für angenehmes Licht und wirken gleichzeitig als Dekoelemente.

Usually at eye level and in focus, pendants ensure pleasant light and are decorative.

Posizionate generalmente ad altezza occhi ed al centro della scena, le lampade a sospensione garantiscono un'illuminazione gradevole ed un piacevole effetto decorativo.

- 16-19 **Arkade**
- 20-23 **Algae**
- 24-25 **Pille**
- 26-27 **Fiori**
- 28-29 **Canna**
- 30-31 **Corpa Bass**
- 32-33 **Corpa Iris**
- 34-35 **Loon Mini**
- 36-39 **Loon**
- 40-41 **Glow**
- 42-43 **Tycho**
- 44-45 **Diovis**
- 46-47 **Decafelt**
- 48-49 **Apollo**
- 50-51 **Bivio**
- 52-53 **Leo**
- 54-55 **Peya**
- 56-57 **Lora**
- 58-59 **Perfora**
- 60-61 **Uto**
- 62-63 **Cut up**
- 64-65 **Fiume**
- 66 **Yira**
- 67 **Divo**



Pille PDI / p. 24

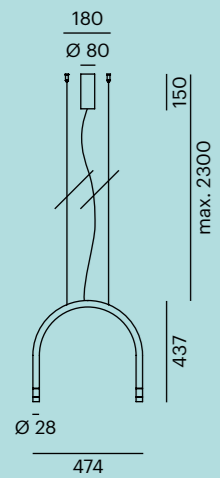
Arkade

Design_Rainer Mutsch

Arkade hat den Bogen raus.
Die ausgewogenen Proportionen bringen die klare
Formensprache harmonisch zur Geltung.

Arkade will bow before no one.
The balanced proportions harmoniously emphasize the
clear design.

Arkade ha capito come vanno le cose. Le proporzioni
equilibrate mettono in evidenza in maniera armonica le
sue linee pulite.



Arkade Single PD

DC LED · 230V · 9W · CRI>90 · 820lm
inkl. Betriebsgerät · DALI dimmbar
incl. LED driver · DALI dimmable

Ausstrahlwinkel 38°
beam angle 38°

Material: Aluminium
Material: Aluminium

709-1001360d 2700K ●

709-1001960d 3000K ●

⊕ C E IP 20

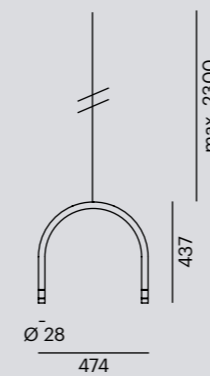


Arkade

Verwandlungsfähig wie ein Transformer.
 Smarte Kombinationen ermöglichen vielfältige
 Gestaltungsmöglichkeiten.

Capable of transforming.
 Smart combinations offer diverse designs.

La versatilità prende forma. Le diverse opzioni di
 configurazione consentono di realizzare le più varie
 soluzioni di illuminazione.



Arkade System PD

DC LED · 230V · 9W · CRI>90 · 820lm
 Ausstrahlwinkel 38°

Baldachin separat ordern

Verbindung mittels mitgeliefertem O-Ring
 beam angle 38°

order canopy separately

Connection made by means of an O-ring

Material: Aluminium

Material: Aluminium

709-1002360d 2700K ●

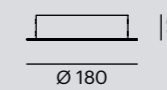
709-1002960d 3000K ●

⊕ C E IP 20



Cable holder

305-0001 ●



Arkade Baldachin / canopy

230V · 38W · 700mA
 inkl. Betriebsgerät · DALI dimmbar
 für bis zu 4 Systemleuchten

Leuchtkörper separat ordern

incl. LED driver · DALI dimmable
 up to four luminaires

order body separately

order body separately

709-0001960d ●

⊕ C E IP 20

Applications

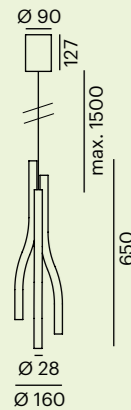


Algae M

Organisch wie eine Liane im Urwald, wirkt die aus drei gleichen Bauteilen zusammengesetzte Pendelleuchte.

The pendant composed of three equal components seems organic like a liana in the jungle.

Come le liane della foresta, questa lampada a sospensione composta da tre elementi identici crea un effetto organico.



Algae M PD

DC LED · 230V · 14W · CRI>90 · 1250lm
inkl. Betriebsgerät
incl. LED driver

Ausstrahlwinkel 38°
beam angle 38°

Material: Aluminium
Material: Aluminium

696-00102032355Yv1	2700K	○
696-00102032366Yv1	2700K	●
696-00102032373Yv1	2700K	●
696-00102032955Yv1	3000K	○
696-00102032966Yv1	3000K	●
696-00102032973Yv1	3000K	●

⊕ CE IP 20

Artikelnummer ergänzen / complete code

Y = DIMMBAR / DIMMABLE

- Ⓢ switchable = 0
- Ⓐ ANALOG dimm = a
- Ⓓ DALI dimm = d
- Ⓩ ZigBee = z



○ weiß
white
bianco

● schwarz
black
nero

● kalk
chalk
lime

Design_Rainer Mutsch

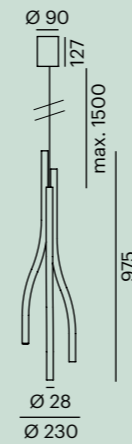


Algae L

Organische Formen nehmen spielerisch die Natur ins Visier und holen diese so in den Raum.

Organic shapes focus on nature in a playful way to bring it to living spaces.

Le forme organiche portano in maniera giocosa la natura all'interno dello spazio abitativo.



Algae L PD

DC LED · 230V · 14W · CRI>90 · 1250lm
inkl. Betriebsgerät
incl. LED driver

Ausstrahlwinkel 38°
beam angle 38°

Material: Aluminium
Material: Aluminium


696-00101032355Yv1	2700K	○
696-00101032366Yv1	2700K	●
696-00101032373Yv1	2700K	○
696-00101032955Yv1	3000K	○
696-00101032966Yv1	3000K	●
696-00101032973Yv1	3000K	○

⊕ CE IP 20

Artikelnummer ergänzen / complete code

Y = DIMMBAR / DIMMABLE

- Ⓢ switchable = 0
- Ⓐ ANALOG dimm = a
- Ⓓ DALI dimm = d
- Ⓩ ZigBee = z



Pille

Design_Klaus Nolting

Echte Handwerkskunst schafft Atmosphäre. Die eindrucksvolle Pendelleuchte aus mundgeblasenem Glas sorgt für Aufsehen.

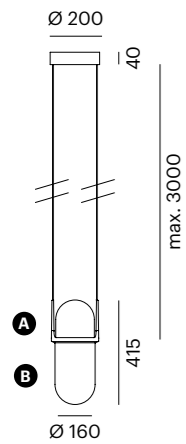
Real craftsmanship creates atmosphere. The impressive pendant made of mouth-blown glass is a real eye catcher.

La vera maestria artigianale crea atmosfera. La spettacolare lampada a sospensione realizzata in vetro soffiato conquista il centro della scena.



[Zurück zur Übersicht](#)
[Back to overview](#)

25



Pille PDI

DC LED · 230V · 28W · 3000K · CRI>90 · 1300lm
inkl. Betriebsgerät · DALI dimmbar
incl. LED driver · DALI dimmable

Material: Mundgeblasenes Glas
Material: mouth-blown glass

	A	B
737-10009ghd	●	●
737-10009phd	●	●
737-100097hd	●	●
737-10009ggd	●	●
737-10009pgd	●	●
737-100097gd	●	●

Ⓢ CE IP 20

Floor luminaire

→ p. 130



Table luminaire

→ p. 112



● grau grey grigio ● champagne champagne champagne ● rosé rosé rosato ● kupfer copper rame

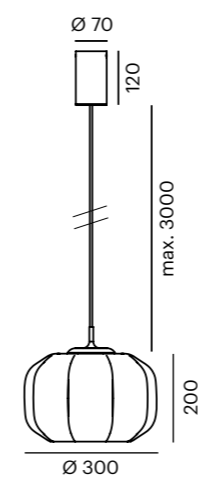


Fiori

Ein echtes Unikat im organischen Retrostyle aus mundgeblasenem Glas.

Truly unique in organic retro style made of mouth-blown glass.

Un pezzo unico dallo stile retrò organico in vetro soffiato.



Fiori PD

DC LED · 230V · 14W · **2700K / 3000K** · CRI>90 · 930lm / 1010lm
inkl. Betriebsgerät
incl. LED driver

Material: Mundgeblasenes Glas
Material: mouth-blown glass

Lichtfarbe einstellbar
Light colour adjustable

- 735-1000s6g0
- 735-1000s6h0
- 735-1000s6p0

⊕ CE IP 20



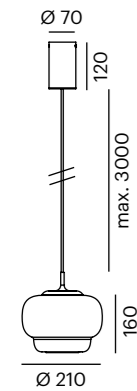
- rauchgrau
smoked grey
grigio fumo
- champagne
champagne
champagne
- rosé
rosé
rosatoto

Canna

Die dezenten Farben der verspielten Leuchte sprechen für sich.

The decent colours of the playful luminaire speak for themselves.

La gamma di colori di questa lampada é discreto e parla da sola.



Canna S PD

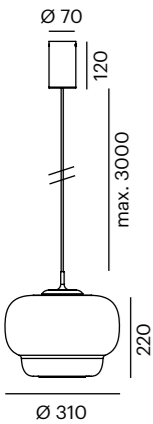
DC LED · 230V · 14W · **2700K / 3000K** · CRI>90 · 930lm / 1010lm
inkl. Betriebsgerät
incl. LED driver

Material: Mundgeblasenes Glas
Material: mouth-blown glass

Lichtfarbe einstellbar
Light colour adjustable

736-1000s6a0 ●
736-1000s6h0 ●
736-1000s6p0 ●

⊕ C E IP 20



Canna L PD

DC LED · 230V · 14W · **2700K / 3000K** · CRI>90 · 930lm / 1010lm
inkl. Betriebsgerät
incl. LED driver

Material: Mundgeblasenes Glas
Material: mouth-blown glass

Lichtfarbe einstellbar
Light colour adjustable

736-1001s6a0 ●
736-1001s6h0 ●
736-1001s6p0 ●

⊕ C E IP 20



● chrom
chrome
chrom

● champagne
champagne
champagne

● rosé
rosé
rosatoto

Design_Rainer Mutsch

← Zurück zur Übersicht
Back to overview

29

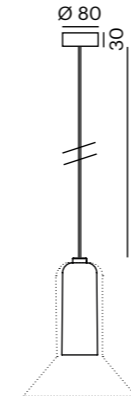


Corpa Bass

Das Chamäleon.
 Farb- und Schirmvarianten lassen Spielraum für individuelle Raumgestaltung.

The chameleon.
 Various colours and types of shades allow for a variety in room design.

Il camaleonte. Le diverse varianti di intensità e colore consentono di configurare a piacere lo spazio abitativo.



Corpa Base PD

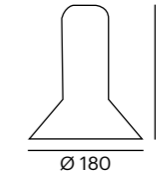
1 x GU10 · 230V · max. 9W LED Retrofit
 excl. Leuchtmittel
 excl. bulb

Material: Aluminium
 Material: Aluminium

Glas separat ordern
 order glass separately

257-00008000 ●

☐ CE IP 20





Corpa Bass Glas / glass

Material: Mundgeblasenes Glas
 Material: mouth-blown glass

Pende separat ordern
 order pendant separately

732-000000g0 ●
 732-000000h0 ●
 732-000000a0 ●



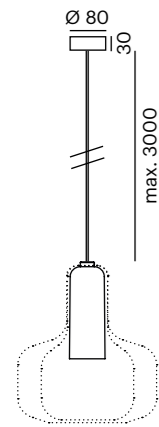
Corpa Iris

Design_Rainer Mutsch

Restrostyle in handmade Qualität. Eine Leuchte zum Verlieben.

Retro style in handmade quality. A luminaire to fall in love with.

Stile retrò, qualità artigianale. Una lampada da amare.



Corpa Base PD

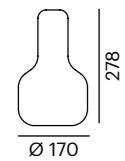
1 x GU10 · 230V · max. 9W LED Retrofit
exkl. Leuchtmittel
excl. bulb

Material: Aluminium
Material: Aluminium

Glas separat ordern
order glass separately

257-00008000 ●

☐ CE IP 20

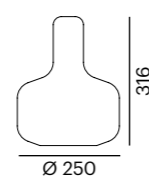


Corpa Iris S Glas / glass

Material: Mundgeblasenes Glas
Material: mouth-blown glass

Pende separat ordern
order pendant separately

733-000100h0 ●
733-000100p0 ●
733-000100a0 ●



Corpa Iris L Glas / glass

Material: Mundgeblasenes Glas
Material: mouth-blown glass

Pende separat ordern
order pendant separately

733-000200h0 ●
733-000200p0 ●
733-000200a0 ●



● schwarz
black
nero

● champagne
champagne
champagne

● rosé
rosé
rosato

● chrom
chrome
cromo

← Zurück zur Übersicht
Back to overview

33

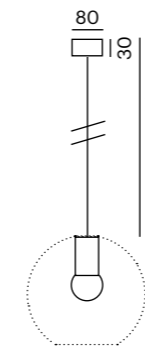


Loon Mini

Revival des 80er-Stils. Alles kommt irgendwann wieder, wenn auch anders.

Revival of the 80's style. Everything comes back in design, even if in different ways.

Revival anni Ottanta. Uno stile che ritorna, seppure sotto una nuova forma.



Loon Mini Base PD

1 x E14 · 230V · max. 9W LED Retrofit
 exkl. Leuchtmittel
 excl. bulb

Material: Mundgeblasenes Glas
 Material: mouth-blown glass

Glas separat ordern
 order glass separately

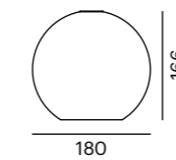
636-2011



636-2066



⊕ C E IP 20



Loon Mini Ball Glas / glass

Material: Mundgeblasenes Glas
 Material: mouth-blown glass

Pende separat ordern
 order pendant separately

636-600g



636-600a



636-600b

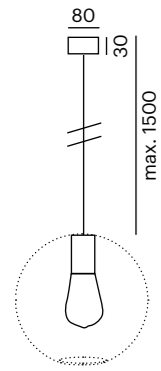


Loon

Eine runde Sache.
Glasklar ist der optische Vorteil, in Gruppen bringt Loon Ball noch mehr Effekt.

A round affair.
The visual advantage is clear as glass - arranged in groups Loon Ball creates an even greater impact.

A tutto tondo.
L'effetto ottico balza agli occhi e in gruppo Loon Ball dà il meglio.





Loon Base PD

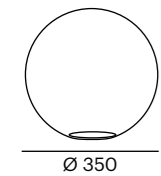
1 x E27 · 230V · max. 9W LED Retrofit
exkl. Leuchtmittel
excl. bulb

Material: Mundgeblasenes Glas
Material: mouth-blown glass

Glas separat ordern
order glass separately

636-1001 
636-1006 




Ⓢ C E IP 20



Loon Ball Glas / glass

Material: Mundgeblasenes Glas
Material: mouth-blown glass

Pende separat ordern
order pendant separately

636-700g 
636-700a 
636-700b 



 schwarz
black
nero

 chrom
chrome
cromo

 grau
grey
grigio

 amber
amber
ambra

 braun
brown
marrone

Design_Inhouse

[Zurück zur Übersicht](#)
[Back to overview](#)

37

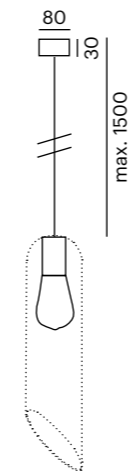


Loon

Große Effekte mit einfachen Mitteln.
Mundgeblasenes Glas mit interessanten Formen vereint.

Great impact with simple means.
Mouth-blown glass combined with interesting shapes.

Massima resa utilizzando semplici strumenti. Abbinata vincente tra vetro soffiato e forme peculiari.





Loon Base PD

1 x E27 · 230V · max. 9W LED Retrofit
exkl. Leuchtmittel
excl. bulb

Material: Mundgeblasenes Glas
Material: mouth-blown glass

Glas separat ordern
order glass separately

636-1001 
636-1006 




⚡ CE IP 20

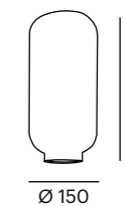


Loon Bevell Glas / glass

Material: Mundgeblasenes Glas
Material: mouth-blown glass

Pende separat ordern
order pendant separately




636-710g 
636-710a 
636-710b 



Loon Soft Glas / glass

Material: Mundgeblasenes Glas
Material: mouth-blown glass

Pende separat ordern
order pendant separately

636-720g 
636-720a 
636-720b 

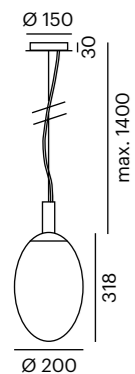
 schwarz black nero
 chrom chrome cromo
 grau grey grigio
 amber amber ambra
 braun brown marrone

Glow

Charmante Strukturen.
Hell erleuchtet ziehen die verschiedenen Formen des Glasschirms die Aufmerksamkeit auf sich.

Charming structures.
Brightly illuminated, the different shapes of the glass shades attract attention.

Forme che conquistano. Illuminate con brio, le diverse linee della struttura in vetro catturano l'attenzione.



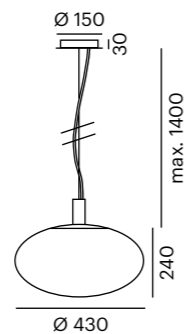
Glow 1 PD

1 x E27 · 230V · max. 9W LED Retrofit
exkl. Leuchtmittel
excl. bulb

Material: Mundgeblasenes Glas
Material: mouth-blown glass

381-10008o00 ●

☐ C E IP 20



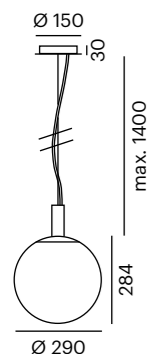
Glow 3 PD

1 x E27 · 230V · max. 9W LED Retrofit
exkl. Leuchtmittel
excl. bulb

Material: Mundgeblasenes Glas
Material: mouth-blown glass

381-10028o00 ●

☐ C E IP 20



Glow 2 PD

1 x E27 · 230V · max. 9W LED Retrofit
exkl. Leuchtmittel
excl. bulb

Material: Mundgeblasenes Glas
Material: mouth-blown glass

381-10018o00 ●

☐ C E IP 20

Table luminaire

→ p. 126

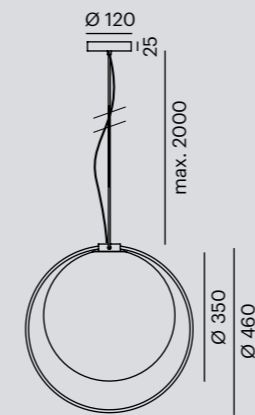


Tycho

Inspired by the Danish astronomer Tycho Brahe symbolisiert die Leuchte Planet und Umlaufbahn.

Inspired by the Danish astronomer Tycho Brahe, the luminaire Planet symbolises orbit.

Ispirata all'astronomo danese Tycho Brahe, la lampada Planet simboleggia un pianeta e la sua orbita.



Tycho PD

1 x E27 · 230V · max. 9W LED Retrofit
exkl. Leuchtmittel
excl. bulb

Material: Mundgeblasenes Opalglas
Material: mouth-blown opal glass

318-10008md0 ●

⊕ CE IP 20

● messing gebürstet
old brass
ottone spazzolato

Table luminaire

→ p. 116

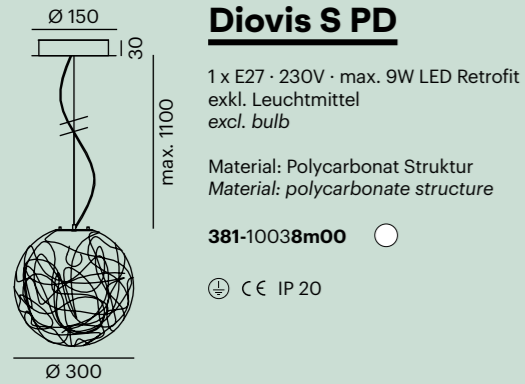


Diovis

Ob klein, mittel oder groß.
Der Wow-Effekt ist garantiert.

Whether small, medium or large - wow effect guaranteed!

Di piccole, medie o grandi dimensioni: effetto WOW
garantito!



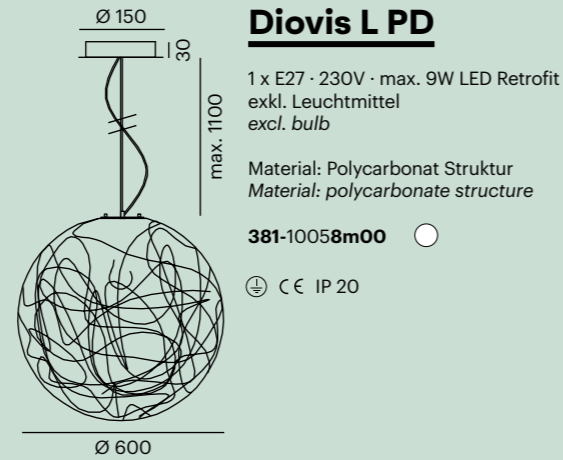
Diovis S PD

1 x E27 · 230V · max. 9W LED Retrofit
exkl. Leuchtmittel
excl. bulb

Material: Polycarbonat Struktur
Material: polycarbonate structure

381-10038m00

⊕ C E IP 20



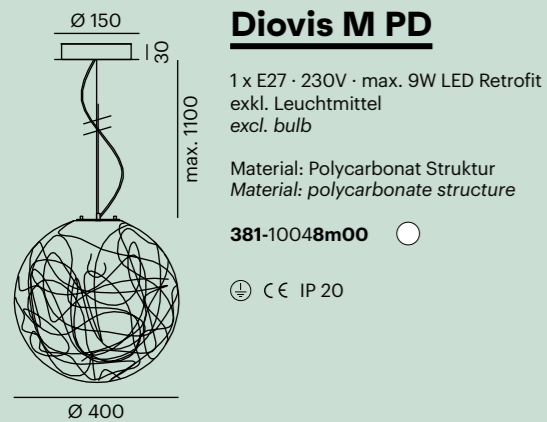
Diovis L PD

1 x E27 · 230V · max. 9W LED Retrofit
exkl. Leuchtmittel
excl. bulb

Material: Polycarbonat Struktur
Material: polycarbonate structure

381-10058m00

⊕ C E IP 20



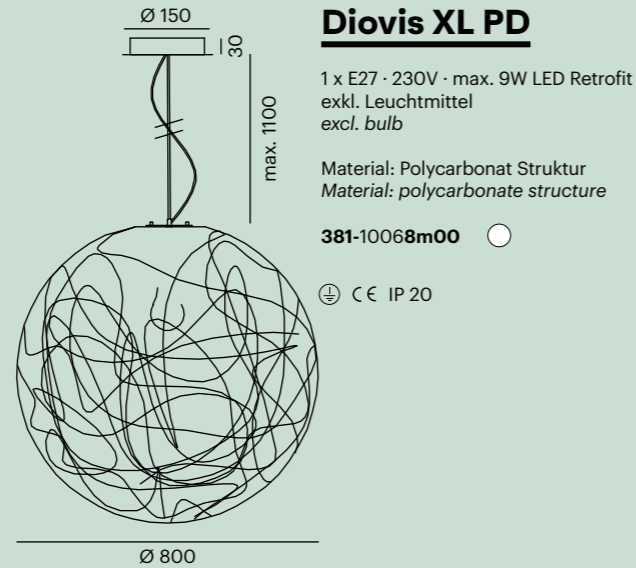
Diovis M PD

1 x E27 · 230V · max. 9W LED Retrofit
exkl. Leuchtmittel
excl. bulb

Material: Polycarbonat Struktur
Material: polycarbonate structure

381-10048m00

⊕ C E IP 20



Diovis XL PD

1 x E27 · 230V · max. 9W LED Retrofit
exkl. Leuchtmittel
excl. bulb

Material: Polycarbonat Struktur
Material: polycarbonate structure

381-10068m00

⊕ C E IP 20

weiß satiniert
satin white
bianco satinato



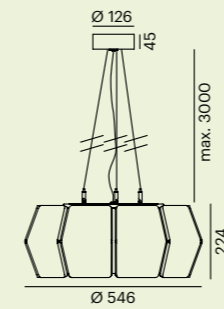


Decafelt

Der Schirm mit seinen Akustikelementen sorgt für ein stimmungsvolles und wohnliches Flair. Für ein entspanntes Wohlfühlambiente.

The shield of acoustic elements creates a living space full of atmosphere and comfort to lean back and enjoy.

Il paralume con i suoi elementi acustici crea uno spazio di benessere rilassante, accogliente e ricco di atmosfera.



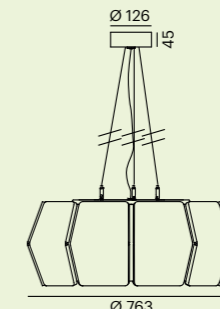
Decafelt M PD

DC LED · 230V · 41W · 3000K · CRI>90 · 2010lm
inkl. Betriebsgerät · DALI dimmbar
incl. LED driver · DALI dimmable

Material: Filz
Material: Felt

- 730-100195cd
- 730-1001959d
- 730-100195bd

⊕ CE IP 20



Decafelt L PD

DC LED · 220-240V · 41W · 3000K · CRI>90 · 2200lm
inkl. Betriebsgerät · DALI dimmbar
incl. LED driver · DALI dimmable

Material: Filz
Material: Felt

- 730-100295cd
- 730-1002959d
- 730-100295bd

⊕ CE IP 20



hellgrau
light grey
grigio chiaro

anthrazit
anthracite
antracite

blau
blue
blu

Ceiling mounted luminaire

→ p. 72



Floor luminaire

→ p. 132



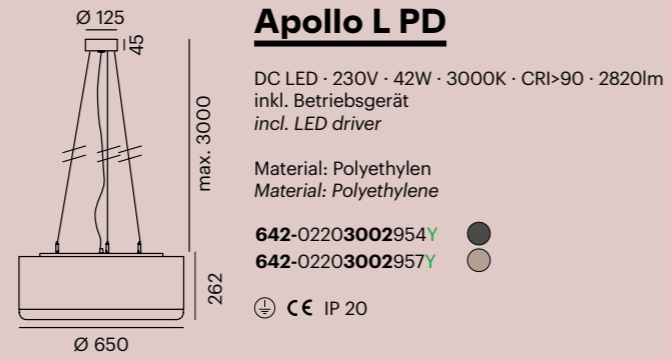
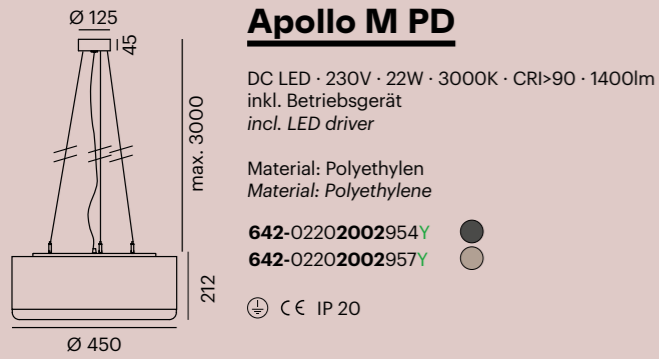
Apollo

Design_Michael Raasch

In größeren Dimensionen gedacht.
Apollo, ein markantes Highlight für charmante Stimmung.

Thinking bigger.
Apollo, a striking highlight for a charming mood.

Per pensare in grande. Apollo, un elemento distintivo che
crea un'atmosfera speciale.



Artikelnummer ergänzen / complete code

Y = DIMMBAR / DIMMABLE

- Ⓢ switchable = 0
- Ⓐ ANALOG dimm = a
- Ⓓ DALI dimm = d
- Ⓩ ZigBee = z

Ceiling mounted luminaire

→ p. 74



Floor luminaire

→ p. 134



- anthrazit
anthracite
antracite
- beige
beige
beige



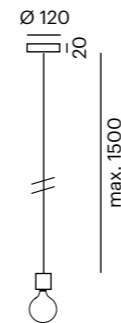


Bivio

Als gute Bekannte präsentiert sich Bivio durch ihre stilvolle Farbwelt ganz und gar modern-charmant.

With its stylish range of colours, the well-known Bivio is absolutely modern and charming.

Una vecchia conoscenza, la lampada Bivio si presenta con la sua elegante gamma cromatica e un fascino tutto moderno.



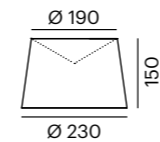
Bivio PD

1 x E27 · 230V · max. 9W LED Retrofit
exkl. Leuchtmittel
excl. bulb

Schirm separat ordern
order shade separately

645-003000000660 ●

☐ C E IP 20



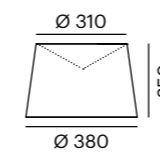
Schirm / shade

Material: Leinenstoff
Material: Linen fabric

Pende separat ordern
order pendant separately

645-006030000120 ●

645-006030000230 ●



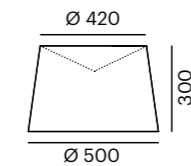
Schirm / shade

Material: Leinenstoff
Material: Linen fabric

Pende separat ordern
order pendant separately

645-006040000120 ●

645-006040000230 ●



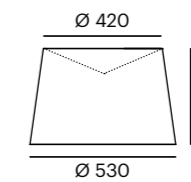
Schirm / shade

Material: Leinenstoff
Material: Linen fabric

Pende separat ordern
order pendant separately

645-006050000120 ●

645-006050000230 ●



Schirm / shade

Material: Leinenstoff
Material: Linen fabric

Pende separat ordern
order pendant separately

645-006060000120 ●

645-006060000230 ●

Wall mounted luminaire

→ p. 96



Table luminaire

→ p. 114



Floor luminaire

→ p. 136

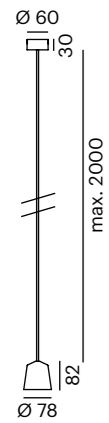


Leo

Schon Kaiser und Könige trugen diesen klingenden Namen. Mit ihren unterschiedlichen Größen veredelt die Pendelleuchte jede Umgebung.

What has been the name of emperors and kings, is today a pendant in different sizes which refines every surrounding.

Con il suo nome evocativo già di re e regine e le sue diverse dimensioni, questa lampada a sospensione impreziosisce qualsiasi ambiente.



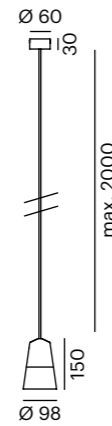
Leo 1 PD

1 x GU10 · 230V · max. 9W LED Retrofit
exkl. Leuchtmittel
excl. bulb

Material: Aluminium
Material: Aluminium

738-10018600 ●

⊕ C E IP 20



Leo 2 PD

1 x GU10 · 230V · max. 9W LED Retrofit
exkl. Leuchtmittel
excl. bulb

Material: Aluminium / Schirm aus satiniertem Rauchglas
Material: Aluminium / Frosted smoked glass

738-10028600 ●

⊕ C E IP 20

Design_Inhouse

[Zurück zur Übersicht](#)
[Back to overview](#)

53



Peya

Weniger ist mehr.
Minimalistisches Leuchtendesign in drei Farben sorgt für Aufsehen.

Less is more.
The minimalist design in three colours attracts attention.




Meno è meglio. Il design minimalista che conquista in tre tonalità.



Peya PD

1 x E27 · 230V · max. 9W LED Retrofit
exkl. Leuchtmittel
excl. bulb

Material: Aluminium
Material: Aluminium

727-10008500 
727-10008600 
727-10008700 

 CE IP 20



Bulbs

→ p. 166



weiß
white
bianco



schwarz
black
nero



kupfer
copper
rame

Lora

Wunderbar wandelbar.
Der perfekte Mix, dank einer Basisleuchte und zahlreichen Schirmvarianten.

Wonderfully versatile.
With a basic luminaire and various shades, it is the perfect mix.

Meravigliosamente versatile.
Il mix perfetto, grazie alla luce essenziale e alle diverse forme a disposizione per il paralume.



Lora Base PD

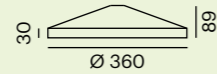
DC LED · 230V · 10W · 3000K · CRI>90 · 600lm
inkl. Betriebsgerät
incl. LED driver

Material: Aluminium
Material: Aluminium

Schirm separat ordern
order shade separately

- 341-00003500 2700K
- 341-00003600 2700K
- 341-00009500 3000K
- 341-00009600 3000K

⊕ C E IP 20

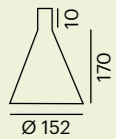


Lora Shade 3

Material: Stahlblech
Material: steel sheet

Pende separat ordern
order pendant separately

- 341-00033550
- 341-00033660

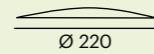


Lora Shade 1

Material: Stahlblech
Material: steel sheet

Pende separat ordern
order pendant separately

- 341-00013550
- 341-00013660

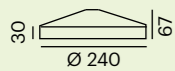


Lora Shade 4

Material: Stahlblech
Material: steel sheet

Pende separat ordern
order pendant separately

- 341-00043550
- 341-00043660

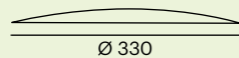


Lora Shade 2

Material: Stahlblech
Material: steel sheet

Pende separat ordern
order pendant separately

- 341-00023550
- 341-00023660



Lora Shade 5

Material: Stahlblech
Material: steel sheet

Pende separat ordern
order pendant separately

- 341-00053550
- 341-00053660

weiß
white
bianco

schwarz/weiß
black/white
nero/bianco

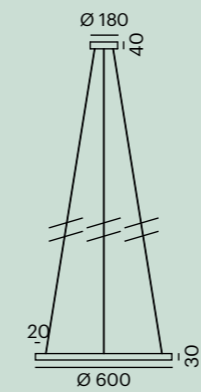


Perfora

Futuristisch und zugleich edel.
Durch das zeitlose, minimalistische Erscheinungsbild performt die Pendelleuchte in jedem Umfeld.

Futuristic while at the same time noble.
With its timeless, minimal appearance, the pendant performs in any kind of surrounding.

Nobile e allo stesso tempo futuristica. Grazie al suo aspetto minimalista e senza tempo, questa lampada a sospensione dà il meglio in ogni ambiente.



Perfora M PD

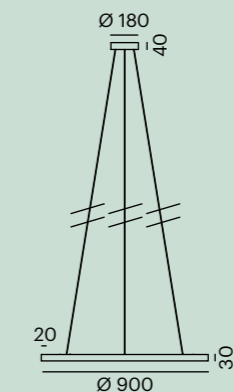
DC LED · 230V · 34W · 3000K · CRI>90 · 1200lm
inkl. Betriebsgerät
incl. LED driver

Material: Aluminium
Material: Aluminium

Lichtaustritt: direkt strahlend
Light emission: direct

472-10019200 ●
472-10019500 ●
472-10019600 ●

⊕ C E IP 20



Perfora L PD

DC LED · 230V · 64W · 3000K · CRI>90 · 2850lm
inkl. Betriebsgerät
incl. LED driver

Material: Aluminium
Material: Aluminium

Lichtaustritt: direkt strahlend
Light emission: direct

472-10029200 ●
472-10029500 ●
472-10029600 ●

⊕ C E IP 20

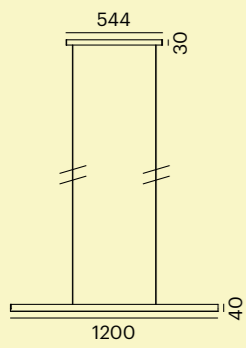
● terra terra terra
● weiß white bianco
● schwarz black nero

Uto

Individualität braucht Ecken und Kanten.
Genau wie Uto, die von der Decke hängend ihre Merkmale
perfekt zur Geltung bringt.

Individualism requires real edges. Just like Uto which,
hanging from the ceiling, perfectly emphasizes its character.

L'individualista non smussa i suoi angoli.
Proprio come la lampada Uto che, sospesa al soffitto,
mette perfettamente in luce le proprie caratteristiche.



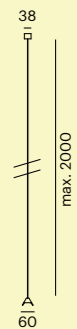
Uto PD

DC LED · 230V · 32W · 3000K · CRI>90 · 2550lm
inkl. Betriebsgerät
incl. LED driver

Material: Aluminium
Material: Aluminium

- 472-10009200 ●
- 472-10009500 ○
- 472-10009600 ●

⊕ CE IP 20



● terra
terra
terra

○ weiß
white
bianco

● schwarz
black
nero

Design_Inhouse

← Zurück zur Übersicht
Back to overview

61



Cut up

Die schlichte Formensprache mit charakteristischem Cut und abgerundeten Ecken zieht sich durch die gesamte Produktfamilie.

The prism design with distinctive cut and round corners is what characterises the entire product family.

Le linee essenziali, il taglio distintivo e gli angoli arrotondati sono elementi che caratterizzano l'intera linea di prodotti.




Cut up PD

DC LED · 230V · 10W · 3000K · CRI>90 · 410lm
inkl. Betriebsgerät
incl. LED driver

Material: Aluminium
Material: Aluminium

- 738-10009220 ●
- 738-10009550 ●
- 738-10009660 ●

⚡ CE IP 20



Ceiling mounted luminaire

→ p. 84



Wall mounted luminaire

→ p. 100



- terra terra terra
- weiß white bianco
- schwarz black nero

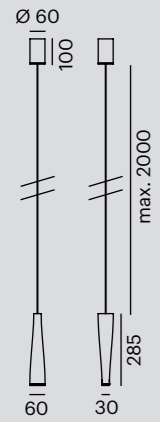


Fiume

Mit ihrer organisch fließenden Formgebung erzeugt die Leuchte aus Gips ein besonders interessantes Schatten-Licht-Spiel.

With its organic and flowing design, the luminaire made of plaster creates a highly interesting play of light and shadow.

Le linee fluide di questa lampada in gesso creano uno speciale gioco di luci e ombre.



Fiume PD

DC LED · 230V · 6W · CRI>90 · 450lm
inkl. Betriebsgerät
incl. LED driver

Material: Gips
Material: Gypsum

738-10053500	2700K	○
738-10053600	2700K	●
738-10059500	3000K	○
738-10059600	3000K	●

⊕ CE IP 20

● schwarz
black
nero

○ weiß
white
bianco

Design_Rainer Mutsch

← Zurück zur Übersicht
Back to overview

65



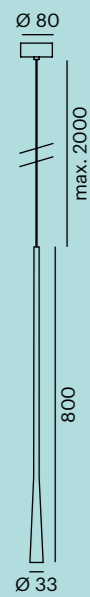

Yira

Minimalistisch und schlank präsentiert Yira trichterförmig ihren Schein.

With its minimal and lean design, Yira sheds its light funnel-shaped.

Minimalista ed essenziale, la lampada Yira si presenta con la sua caratteristica forma ad imbuto.

Design_Inhouse



Yira PD

DC LED · 230V · 6W · 3000K · CRI>90 · 380lm
inkl. Betriebsgerät
incl. LED driver

Ausstrahlwinkel 60°
beam angle 60°

Material: Aluminium
Material: Aluminium

- 738-10049200** ● terra
- 738-10049500** ● weiß
- 738-10049600** ● schwarz

⊕ C E IP 20

Divo

Die moderne Zylinderform verleiht jedem Innenraum das gewisse Etwas.

The modern cylindrical shape adds that special touch to every interior.

La moderna forma cilindrica conferisce un tocco speciale a qualsiasi ambiente.



Divo Short PD

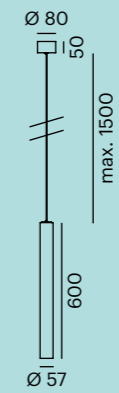
DC LED · 230V · 10W · CRI>90 · 820lm
inkl. Betriebsgerät
incl. LED driver

Ausstrahlwinkel 36°
beam angle 36°

Material: Aluminium
Material: Aluminium

- 305-10003500** 2700K ●
- 305-10003600** 2700K ●
- 305-10003r00** 2700K ●
- 305-10009500** 3000K ●
- 305-10009600** 3000K ●
- 305-10009r00** 3000K ●

⊕ C E IP 20



Divo Long PD

DC LED · 230V · 10W · CRI>90 · 820lm
inkl. Betriebsgerät
incl. LED driver

Ausstrahlwinkel 36°
beam angle 36°

Material: Aluminium
Material: Aluminium

- 305-10013500** 2700K ●
- 305-10013600** 2700K ●
- 305-10013r00** 2700K ●
- 305-10019500** 3000K ●
- 305-10019600** 3000K ●
- 305-10019r00** 3000K ●

⊕ C E IP 20



● terra
terra
terra

● weiß
white
bianco

● schwarz
black
nero

● weiß
white
bianco

● schwarz
black
nero

● roségold
rosegold
oro rosato

Ceiling mounted luminaires



- 70-71 **Lloyd**
- 72-73 **Decafelt**
- 74-75 **Apollo**
- 76-77 **Gator**
- 78-79 **Foam**
- 80-83 **Turn on**
- 84 **Cut up**
- 85 **Liro**
- 86 **Camea**
- 87 **Tilis**
- 88-89 **Atus**
- 90 **Yura**
- 91 **Turn 4**

Hier stecken alle unter einer Decke. Mit der gleichmäßigen Ausleuchtung von Räumen machen sie gemeinsame Sache.

These lights join forces to illuminate rooms evenly.

Tutti sotto lo stesso tetto. L'unione fa la forza per assicurare un'illuminazione uniforme dell'ambiente.

Atus SD / p. 88



In allen Farben, Formen und Funktionen sorgen sie für die gewünschte Stimmung und sind Garant für gutes Licht.

They come in different colours, shapes and functions to create the desired atmosphere and guarantee good light.

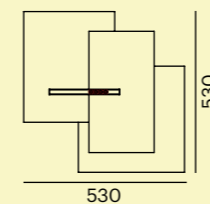
Colori, forme e funzioni diverse per creare l'atmosfera giusta e l'illuminazione perfetta.

Lloyd

Inspired by Frank Lloyd Wright's Architekturverständnis hat diese geometrische Leuchte das Zeug zum Klassiker von morgen.

Inspired by Frank Lloyd Wright's understanding of architecture, this edged design has all it takes to become the classic luminaire of tomorrow.

Ispirata alla visione architettonica di Frank Lloyd Wright, questa lampada geometrica ha tutte le carte in regola per diventare un classico di domani.

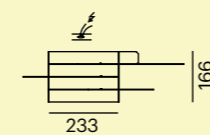


Lloyd Square SDI

DC LED · 230V · 33W · CRI>90 · 2170lm
inkl. Betriebsgerät
incl. LED driver

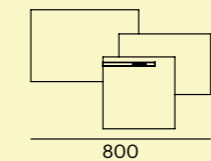
Material: Aluminium
Material: Aluminium

Lichtaustritt: direkt - indirekt strahlend
Light emission: for direct - indirect beam



702-2000326Y 2700K ●
702-2000926Y 3000K ●
702-2000426Y 4000K ●

⊕ C E IP 20

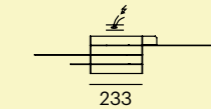


Lloyd Rectangular SDI

DC LED · 230V · 33W · CRI>90 · 2300lm
inkl. Betriebsgerät
incl. LED driver

Material: Aluminium
Material: Aluminium

Lichtaustritt: direkt - indirekt strahlend
Light emission: for direct - indirect beam



702-2001326Y 2700K ●
702-2001926Y 3000K ●
702-2001426Y 4000K ●

⊕ C E IP 20

Artikelnummer ergänzen / complete code

Y = DIMMBAR / DIMMABLE

- Ⓢ switchable = 0
- ⓓ DALI dimm = d
- Ⓩ ZigBee = z

● terra
● terra
● terra

Wall mounted luminaire

→ p. 94



Decafelt

Zwei auf einen Streich.
Dank integrierter Akustikelemente ist Decafelt mehr als eine stilvolle Leuchte.

Two in one sweep.
Its integrated acoustic elements make Decafelt even more than just a stylish luminaire.

Due in un colpo solo.
Grazie agli elementi acustici integrati, Decafelt è molto di più di una semplice lampada alla moda.



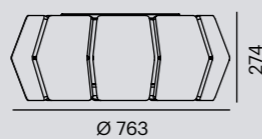
Decafelt M SD

DC LED · 230V · 41W · 3000K · CRI>90 · 2010lm
inkl. Betriebsgerät · DALI dimmbar
incl. LED driver · DALI dimmable

Material: Filz
Material: Felt

- 730-200195cd
- 730-2001959d
- 730-200195bd

⊕ CE IP 20




Decafelt L SD

DC LED · 220-240V · 41W · 3000K · CRI>90 · 2200lm
inkl. Betriebsgerät · DALI dimmbar
incl. LED driver · DALI dimmable

Material: Filz
Material: Felt

- 730-200295cd
- 730-2002959d
- 730-200295bd

⊕ CE IP 20



Pendant luminaire

→ p. 46



Floor luminaire

→ p. 132



hellgrau
light grey
grigio chiaro

anthrazit
anthrazit
antracite

blau
blue
blu

Design_Michael Raasch

← Zurück zur Übersicht
Back to overview

73

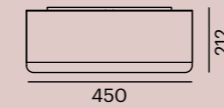


Apollo

Apollo macht in jedem Raum eine gute Figur. Größe kann ein starkes Statement sein.

Apollo cuts a fine figure in every room. Size can be a strong statement.

Apollo, la soluzione giusta in ogni ambiente. Quando le dimensioni contano.



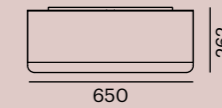
Apollo M SD

DC LED · 230V · 22W · 3000K · CRI>90 · 1400lm
inkl. Betriebsgerät
incl. LED driver

Material: Polyethylen
Material: Polyethylene

642-02102002954Y ●
642-02102002957Y ●

⊕ C E IP 20



Apollo L SD

DC LED · 230V · 42W · 3000K · CRI>90 · 2820lm
inkl. Betriebsgerät
incl. LED driver

Material: Polyethylen
Material: Polyethylene

642-02103002954Y ●
642-02103002957Y ●

⊕ C E IP 20

Artikelnummer ergänzen / complete code

Y = DIMMBAR / DIMMABLE

- Ⓢ switchable = 0
- Ⓐ ANALOG dimm = a
- Ⓓ DALI dimm = d
- Ⓩ ZigBee = z

● anthrazit
● anthracite
● antracite

● beige
● beige
● beige

Pendant luminaire

→ p. 48



Floor luminaire

→ p. 134



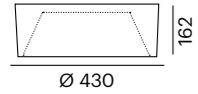
Gator

Design_Serge & Robert Cornelissen

Selbstbewusstes Lichtobjekt bringt, ob klein oder groß, seine Akzente an Decke oder Wand gekonnt ins Spiel.

Whether small or big, the confident light object sets accents on the ceiling or wall.

Di piccole o grandi dimensioni, questa lampada sicura e decisa mette in mostra con sapienza le proprie linee, a parete o a soffitto.



Gator M SDI

DC LED · 230V · 19W · CRI>90 · 1440lm
inkl. Betriebsgerät
incl. LED driver

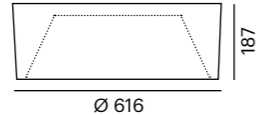
Material: Polyethylen
Material: Polyethylen

614-110235ng1 2700K ○
614-110295ng1 3000K ○
614-110245ng1 4000K ○

Dimmbare Version / dimmable versions

598-XXXXXXdddng1 DALI dimmbar / DALI dimmable

⊕ C E IP 20



Gator L SDI

DC LED · 230V · 36W · CRI>90 · 2800lm
inkl. Betriebsgerät
incl. LED driver


Material: Polyethylen
Material: Polyethylen

614-120235ng1 2700K ○
614-120295ng1 3000K ○
614-120245ng1 4000K ○

Dimmbare Version / dimmable versions

598-XXXXXXdddng1 DALI dimmbar / DALI dimmable

⊕ C E IP 20



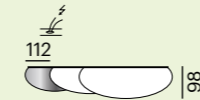
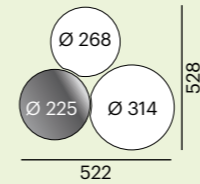



Foam

Wie Seifenschaum verteilt sich das Licht an den Wänden. Ganz wie man es sich erträumt.

The light disperses over the walls like lather. It's just like a dream.

La luce si distribuisce sulle pareti come schiuma sull'acqua, per un effetto da sogno.



Foam SD

DC LED · 230V · 35W · CRI>90 · 2050lm
inkl. Betriebsgerät
incl. LED driver


Material: Polyethylen
Material: Polyethylene

- 598-110231 2700K
- 598-110291 3000K
- 598-110241 4000K

Dimmbare Version / dimmable versions

598-XXXXXXddd DALI dimmbar / DALI dimmable

⊕ C E IP 20

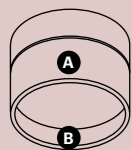


Turn on M

Wenn hier das Licht angeht, dann kommt keiner unbemerkt daran vorbei.

When the light goes on, nobody passes unnoticed.

Se si parla di luce, qui nessuno passa inosservato.

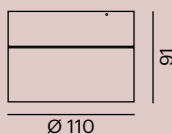


Turn on M SD

DC LED · 230V · 7W · CRI>90 · 510lm
inkl. Betriebsgerät
incl. LED driver

Material: Aluminium
Material: Aluminium

681-001000023XXY 2700K
681-001000029XXY 3000K
681-001000024XXY 4000K



Turn on M SD Dim 2 Warm

DC LED · 230V · 11W · CRI>90 · 680lm
inkl. Betriebsgerät · DALI dimmbar
incl. LED driver · DALI dimmable

681-00100002vXXd 2200-2700K
681-00100002wXXd 2200-3000K



Ⓢ Ⓞ Ⓟ IP 20

Artikelnummer ergänzen / complete code

XX = FARBE/COLOUR

Y = DIMMBAR/DIMMABLE

A B

● ● white/gold = 53
● ● white/white = 55
● ● white/black = 56
● ● black/gold = 63
● ● black/white = 65
● ● black/black = 66

Ⓢ switchable = 0

Ⓟ DALI dimm = d

● weiß
white
bianco

● gold
gold
oro

● schwarz
black
nero

Design_Inhouse

← Zurück zur Übersicht
Back to overview

81

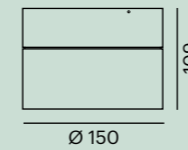
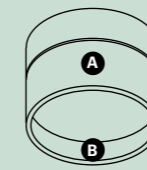


Turn on L

Schalte mich ein. Ich bin dein hilfreicher Begleiter in jeder Situation.

Switch me on. I am your helpful companion in every situation.

Accendimi, sarò al tuo fianco in qualsiasi situazione.



Turn on L SD

DC LED · 230V · 12W · CRI>90 · 860lm
inkl. Betriebsgerät
incl. LED driver

Material: Aluminium
Material: Aluminium

681-002000023XXY 2700K
681-002000029XXY 3000K
681-002000024XXY 4000K

Turn on L SD Dim 2 Warm

DC LED · 230V · 18W · CRI>90 · 1120lm
inkl. Betriebsgerät · DALI dimmbar
incl. LED driver · DALI dimmable

681-00200002vXXd 2200-2700K
681-00200002wXXd 2200-3000K

⊕ C E IP 20



Artikelnummer ergänzen / complete code

XX = FARBE/COLOUR

Y = DIMMBAR/DIMMABLE

A B
 ●● white/gold = 53
 ●● white/white = 55
 ●● white/black = 56
 ●● black/gold = 63
 ●● black/white = 65
 ●● black/black = 66

(S) switchable = 0
 (D) DALI dimm = d

● weiß white bianco
 ● gold gold oro
 ● schwarz black nero


Cut up

Design_Lorenzo Truant

Smarte Form, lässiger Look, optimale Lichtstimmung.


Smart shape, cool look, perfect light atmosphere.

Linee smart, aspetto accattivante, atmosfera perfetta.



100

85



40

Cut up SD

DC LED · 230V · 10W · 3000K · CRI>90 · 410lm
inkl. Betriebsgerät
incl. LED driver

Material: Aluminium
Material: Aluminium

- 738-20009220
- 738-20009550
- 738-20009660

⊕ C E IP 20

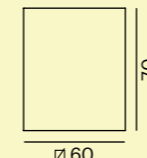


Liro

Die Würfel sind gefallen. An Liro führt kein Weg vorbei.

The die is cast. There is no way around Liro.

Il dado è tratto. La lampada Liro non può passare inosservata.



∅ 60

70

Liro SD

DC LED · 230V · 10W · CRI>90 · 650lm
inkl. Betriebsgerät
incl. LED driver

Material: Aluminium
Material: Aluminium

- 472-20073660 2700K / 10°
- 472-20073560 2700K / 10°
- 472-20083660 2700K / 30°
- 472-20083560 2700K / 30°
- 472-20079660 3000K / 10°
- 472-20079560 3000K / 10°
- 472-20089660 3000K / 30°
- 472-20089560 3000K / 30°

⊕ C E IP 20



Pendant luminaire

→ p. 62



Wall mounted luminaire

→ p. 100



Recessed luminaire

→ p. 146



terra terra terra weiß white bianco schwarz black nero

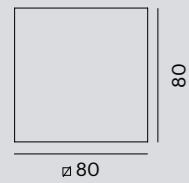
weiß white bianco weiß/schwarz white/black bianco/nero

Camea

Ob rund oder eckig. Camea erleuchtet charmant jeden Raum.

Whether round or edged, Camea lights up every room in a charming way.

Linee arrotondate o spigolose, la lampada Camea illumina con fascino qualsiasi ambiente.



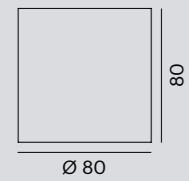
Camea Square SD

AC LED · 230V · 4W · CRI>90 · 200lm
Ausstrahlwinkel 40°
beam angle 40°

Material: Aluminium
Material: Aluminium

- | | | |
|---------------------|-------|---|
| 472-20033200 | 2700K | ● |
| 472-20033500 | 2700K | ○ |
| 472-20033600 | 2700K | ● |
| 472-20039200 | 3000K | ● |
| 472-20039500 | 3000K | ○ |
| 472-20039600 | 3000K | ● |

⊕ C E IP 20



Camea Round SD

AC LED · 230V · 4W · CRI>90 · 220lm
Ausstrahlwinkel 40°
beam angle 40°

Material: Aluminium
Material: Aluminium

- | | | |
|---------------------|-------|---|
| 472-20043200 | 2700K | ● |
| 472-20043500 | 2700K | ○ |
| 472-20043600 | 2700K | ● |
| 472-20049200 | 3000K | ● |
| 472-20049500 | 3000K | ○ |
| 472-20049600 | 3000K | ● |

⊕ C E IP 20

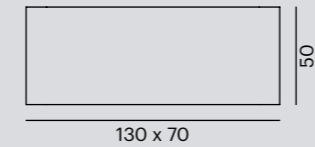


Tilis

Best Friends. Vor allem, wenn man cooles Leuchtendesign liebt.

Best friends. Especially for those who love a cool luminaire design.

Best friends. In particolare per chi ama un design di tendenza.



Tilis SD

DC LED · 230V · 10W · 2700K · CRI>90 · 810lm
inkl. Betriebsgerät
incl. LED driver

Material: Aluminium
Material: Aluminium

- | | |
|---------------------|---|
| 472-20093200 | ● |
| 472-20093500 | ○ |
| 472-20093600 | ● |

⊕ C E IP 20

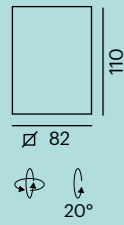


Atus

Geometrische Formen mit ausgewogenen Proportionen für Harmonie im Raum.

Geometrical forms with balanced proportions for a harmonious room.

Forme geometriche caratterizzate da proporzioni equilibrate per un ambiente armonioso.



Atus Single Square SD

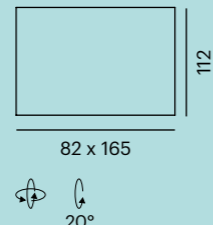
DC LED · 230V · 5W · 3000K · CRI>90 · 480lm
inkl. Betriebsgerät
incl. LED driver

Ausstrahlwinkel 35°
beam angle 35°

Material: Aluminium
Material: Aluminium

- 472-20019260 ●
- 472-20019560 ●
- 472-20019660 ●

⊕ C E IP 20



Atus Double Square SD

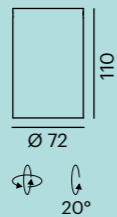
DC LED · 230V · 10W · 3000K · CRI>90 · 880lm
inkl. Betriebsgerät
incl. LED driver

Ausstrahlwinkel 35°
beam angle 35°

Material: Aluminium
Material: Aluminium

- 472-20009260 ●
- 472-20009560 ●
- 472-20009660 ●

⊕ C E IP 20



Atus Round SD


DC LED · 230V · 5W · 3000K · CRI>90 · 480lm
inkl. Betriebsgerät
incl. LED driver

Ausstrahlwinkel 35°
beam angle 35°

Material: Aluminium
Material: Aluminium

- 472-20029260 ●
- 472-20029560 ●
- 472-20029660 ●

⊕ C E IP 20

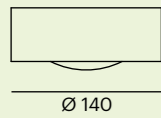


Yura

Wie die Sonne am Himmel bringt Yura Räume zum Strahlen.

Like the sun in the sky, Yura lights up rooms.

Come il sole che risplende nel cielo, la lampada Yura illumina il tuo spazio.



Yura SD

AC LED · 230V · 20W · CRI>90 · 990lm

Material: Aluminium
Material: Aluminium

- | | | |
|---------------------|-------|---|
| 472-20063200 | 2700K | ● |
| 472-20063500 | 2700K | ○ |
| 472-20063600 | 2700K | ● |
| 472-20069200 | 3000K | ● |
| 472-20069500 | 3000K | ○ |
| 472-20069600 | 3000K | ● |

⊕ C E IP 20



● terra
terra
terra

○ weiß
white
bianco

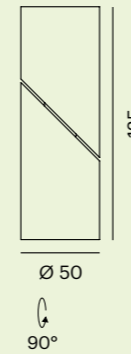
● schwarz
black
nero

Turn 4

Ins richtige Licht gerückt.
Die raffinierte Gelenklösung für ideale Beleuchtung.

Presented in the proper light.
The right joint for ideal illumination.

Sotto la luce giusta. Una raffinata soluzione orientabile per l'illuminazione perfetta.



Turn 4 SD

AC LED · 230V · 4W · 3000K · CRI>90 · 240lm
Ausstrahlwinkel 40°
beam angle 40°

Material: Aluminium
Material: Aluminium

- | | |
|---------------------|---|
| 472-20059200 | ● |
| 472-20059500 | ○ |
| 472-20059600 | ● |

⊕ C E IP 20



● terra
terra
terra

○ weiß
white
bianco

● schwarz
black
nero

Wall mounted luminaires



Durch eine geschickte Positionierung erzeugen sie ein spannendes Spiel aus Licht und Schatten, das für jede Situation die richtige Stimmung liefert.

By positioning these luminaires cleverly, they create an interesting play of light and shadow for the right atmosphere in every situation.

Posizionate con cura e attenzione, queste lampade creano uno speciale gioco di luce e ombra, in grado di garantire l'atmosfera perfetta in qualsiasi situazione.

- 94-95 **Lloyd**
- 96-97 **Bivio**
- 98-99 **Foro**
- 100-101 **Cut up**
- 102 **Waamp**
- 103 **Nowenda**
- 104 **Anio**
- 105 **Arok**
- 106 **Concinna**
- 107 **Zhoom**
- 108-109 **Iwo**



Ein unglaublich vielseitiges Gestaltungselement. Diese Leuchten schmücken im wahrsten Sinne des Wortes die eigenen vier Wände.

An incredibly versatile design element. These luminaires literally decorate one's own four walls.

Un elemento di design straordinariamente versatile. Queste lampade impreziosiscono come un vero e proprio gioiello le pareti dello spazio abitativo.

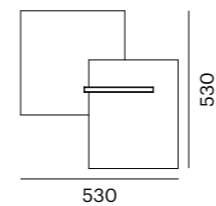


Lloyd

Hinterleuchtete und überlappende Oberflächen erzeugen gelungene Lichteffekte. Eine Produktfamilie für Architekturliebhaber.

Back-lit and overlapping surfaces create excellent light effects. The product family for architecture lovers.

Le superfici retroilluminate e sovrapposte assicurano una soluzione di sicuro effetto. La linea di prodotti dedicata agli amanti dell'architettura.



Lloyd Square W

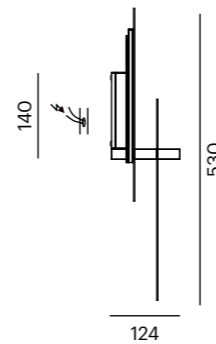
DC LED · 230V · 12W · CRI>90 · 1100lm
inkl. Betriebsgerät
incl. LED driver

Material: Aluminium
Material: Aluminium

Lichtaustritt: indirekt strahlend
Light emission: indirect beam

702-4000326Y 2700K ●
702-4000926Y 3000K ●
702-4000426Y 4000K ●

⊕ C E IP 20



Artikelnummer ergänzen / complete code

Y = DIMMBAR / DIMMABLE

- Ⓢ switchable = 0
- ⓓ DALI dimm = d
- Ⓩ ZigBee = z

● terra
● terra
● terra

Ceiling mounted luminaire

→ p. 70

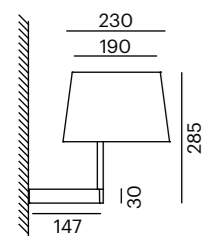


Bivio

Neben dem Bett sind gute Bekannte immer willkommen. Neue Interpretation der Nachttischlampe für Stimmung und bestes Lesevergnügen.

Close acquaintances are always welcome on the bedside. A new interpretation of the bedside lamp for atmosphere and an enjoyable reading experience.

Le vecchie conoscenze sono sempre benvenute accanto al letto. Reinterpretazione della classica abat-jour che crea una gradevole atmosfera e assicura piacevoli letture serali.



Bivio W

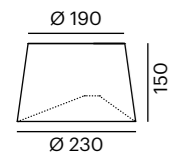
1 x E27 · 230V · max. 9W LED Retrofit
exkl. Leuchtmittel
excl. bulb

Material: Aluminium
Material: Aluminium

Schirm separat ordern
order shade separately

645-00200000660 ●

⊕ C E IP 20



Schirm / shade

Material: Leinenstoff
Material: Linen fabric

Pende separat ordern
order pendant separately

645-007030000120 ●
645-007030000230 ●


● schwarz black nero ● grau grey grigio ● braun brown marrone




shade brown - light off



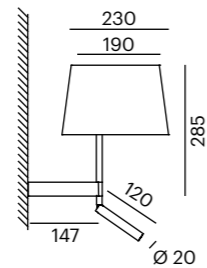
shade brown - light on



shade grey - light off



shade grey - light on



Bivio W with LED Spot

1 x E27 · 230V · max. 9W LED Retrofit
exkl. Leuchtmittel
excl. bulb

DC LED · 230V · 4W · 3000K · CRI>80 · 130lm
inkl. Betriebsgerät
incl. LED driver

Ausstrahlwinkel 12°
beam angle 12°

Material: Aluminium
Material: Aluminium

Schirm separat ordern
order shade separately

645-001000519660 ●

⊕ C E IP 20



Pendant luminaire

→ p. 50



Table luminaire

→ p. 114



Floor luminaire

→ p. 136



Design_Michael Raasch

← Zurück zur Übersicht
Back to overview

97

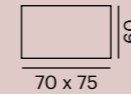


Foro

Das Spiel mit dem Licht.
Die spannende Lichtverteilung eröffnet ungeahnte Möglichkeiten und setzt spielerische Akzente im Raum.

Play of light.
The exciting distribution of light offer undreamt possibilities and sets interesting accents in the room.

Il gioco della luce.
La sorprendente distribuzione luminosa offre inaspettate possibilità e conferisce all'ambiente interessanti caratteristiche.



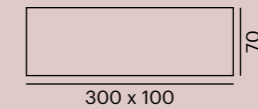
Foro Short W

DC LED · 230V · 4W · CRI>90 · 260lm
inkl. Betriebsgerät
incl. LED driver

Material: Aluminium
Material: Aluminium

- 341-40003440** 2700K
- 341-40003550** 2700K
- 341-40009440** 3000K
- 341-40009550** 3000K

⊕ C E IP 20




Foro Long W

DC LED · 230V · 17W · CRI>90 · 1180lm
inkl. Betriebsgerät
incl. LED driver

Material: Aluminium
Material: Aluminium

- 341-40013440** 2700K
- 341-40013550** 2700K
- 341-40019440** 3000K
- 341-40019550** 3000K

⊕ C E IP 20



silber
silver
argento

weiß
white
bianco

Cut up

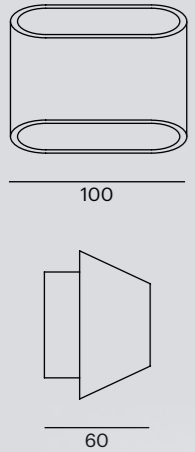
Zwei unterschiedliche Schnitte basierend auf der gleichen Grundform setzen die elementaren Merkmale gekonnt in Szene.

Two different cuts with the same basic shape draw attention to the main features.

Due tagli diversi applicati alla medesima forma di base portano sapientemente alla ribalta le caratteristiche essenziali di questa lampada.

Design_Lorenzo Truant

Cut up 1 W



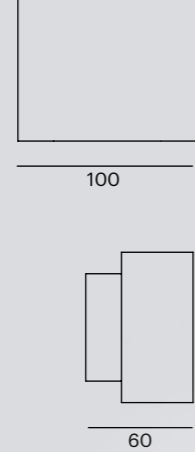
DC LED · 230V · 5W · 3000K · CRI>90 · 210lm
inkl. Betriebsgerät
incl. LED driver

Material: Aluminium
Material: Aluminium

738-40009220 ●
738-40009550 ○
738-40009660 ●

⊕ C E IP 20

Cut up 2 W



DC LED · 230V · 5W · 3000K · CRI>90 · 220lm
inkl. Betriebsgerät
incl. LED driver

Material: Aluminium
Material: Aluminium

738-40019220 ●
738-40019550 ○
738-40019660 ●

⊕ C E IP 20



**Pendant
luminaire**

→ p. 62



**Ceiling mounted
luminaire**

→ p. 84



- terra terra terra
- weiß white bianco
- schwarz black nero

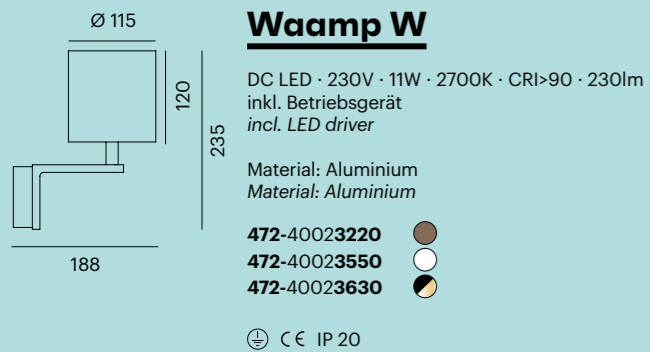


Waamp

Mit Schirm, Charme und Magie. Für zauberhafte Lichtstimmung.

With its shield, this charming luminaire creates an enchanting atmosphere.

Paralume, fascino e magia per un'atmosfera incantata.



Nowenda

Raffiniert und geschmackvoll. Wer sucht, der findet.

Sophisticated and in a modern style. Seek and you shall find.

Raffinata e di buon gusto. Chi cerca, trova.

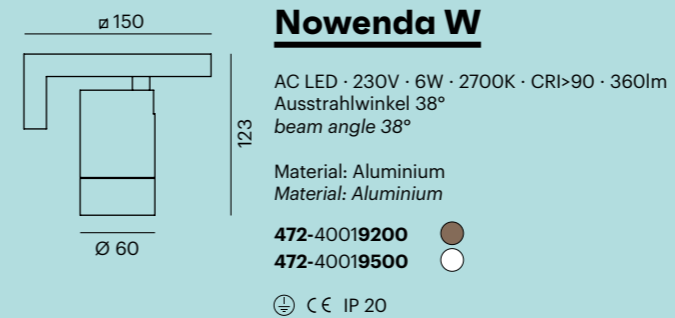


Table luminaire

→ p. 124

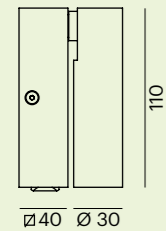


Anio

Immer das Ziel vor Augen. Ein Lichtstrahl für besondere Highlights.

With a clear goal in sight. A light beam for special highlights.

Occhi sempre puntati sull'obiettivo. Un fascio di luce per elementi speciali.

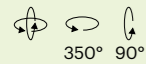


Anio W

DC LED · 230V · 3W · CRI>90 · 170lm
inkl. Betriebsgerät
incl. LED driver

Ausstrahlwinkel 22°
beam angle 22°

Material: Aluminium
Material: Aluminium



472-40033200	2700K	●
472-40033500	2700K	○
472-40033600	2700K	●
472-40039200	3000K	●
472-40039500	3000K	○
472-40039600	3000K	●

⊕ C E IP 20

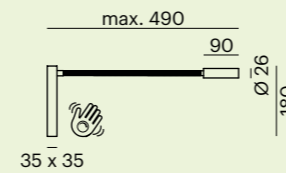


Arok

Besonders wendig und anpassungsfähig. Eine Wandleuchte, für jede Situation.

Especially flexible and adaptable. The wall mounted luminaire for every direction.

Strordinariamente versatile e flessibile: una lampada a parete adatta in qualsiasi situazione.



Arok W

DC LED · 230V · 3W · CRI>90 · 160lm
inkl. Betriebsgerät · inkl. Sensordimmer
incl. LED driver · incl. sensor dimmer

Ausstrahlwinkel 20°
beam angle 20°

Material: Aluminium
Material: Aluminium

472-4000320s	2700K	●
472-4000350s	2700K	○
472-4000360s	2700K	●
472-4000920s	3000K	●
472-4000950s	3000K	○
472-4000960s	3000K	●

⊕ C E IP 20



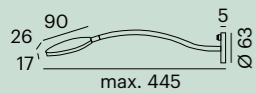
Concinna

Design_OZ Lighting

Smarte Highlights für mehr Sichtkontakt.

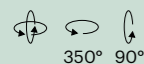
Smart highlights for better visual contact.

Soluzioni smart per una visibilità ottimale.



Concinna WR

DC LED · 36V · 5W · 350mA · CRI>90 · 355lm
LED Konverter separat ordern
order LED driver separatly

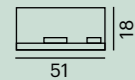


Material: Aluminium
Material: Aluminium

- 56-1002331ng1 2700K ●
- 56-1002330ng1 3000K ●

CE IP 20

Ø 38 mm
ET 15 mm



LED Driver

nicht dimmbar · 4W · 350mA
not dimmable · 4W · 350mA

Konverter extern setzen, passt nicht in den Deckenausschnitt
converter has to be installed remotely

75-mp13

● schwarz
black
nero

○ weiß
white
bianco

Zhoom

Design_OZ Lighting

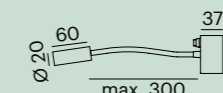
← Zurück zur Übersicht
Back to overview

107

Flexibilität macht sich bezahlt, damit stabilen Lichtverhältnissen nichts im Wege steht.

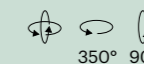
Flexibility pays off when it comes to stable light conditions.

La flessibilità è un elemento imprescindibile quando si ha bisogno di un'illuminazione affidabile.



Zhoom W

DC LED · 230V · 2W · CRI>90 · 150lm
inkl. Betriebsgerät
incl. LED driver

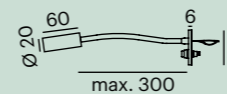


Lichtkegel stufenlos am Kopf fokussierbar 10° - 60°
Head with infitely adjustable light cone 10° - 60°

Material: Aluminium
Material: Aluminium

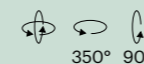
- 56-185034ng1 2700K ○
- 56-185035ng1 2700K ●
- 56-185036ng1 2700K ●
- 56-185033ng1 3000K ○
- 56-185030ng1 3000K ●
- 56-185032ng1 3000K ●

CE IP 20



Zhoom WR

DC LED · 36V · 2W · 500mA · CRI>90 · 150lm
LED Konverter separat ordern
order LED driver separatly



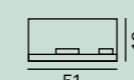
Lichtkegel stufenlos am Kopf fokussierbar 10° - 60°
Head with infitely adjustable light cone 10° - 60°

Material: Aluminium
Material: Aluminium

- 56-185025ng1 2700K ○
- 56-185024ng1 2700K ●
- 56-185023ng1 2700K ●
- 56-185029ng1 3000K ○
- 56-185026ng1 3000K ●
- 56-185027ng1 3000K ●

CE IP 20

Ø 38 mm
ET 15 mm



LED Driver

nicht dimmbar · 4W · 500mA
not dimmable · 4W · 500mA

75-mp15

○ weiß
white
bianco

● aluminium natur
aluminium nature
alluminium natura

● schwarz
black
nero


Table luminaire

→ p. 120



Recessed luminaire

→ p. 148

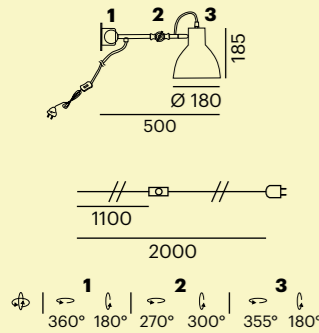


Iwo

Perfekte Leuchtkraft.
Ob einzeln oder im gemischten Doppel.

Perfect luminosity.
Whether individually or as a mixed double.

Luminosità perfetta. In versione singola o in coppia mista.



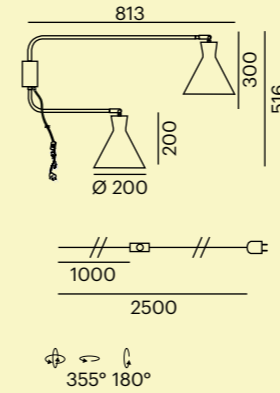
Iwo 1 W

1 x E27 · 230V · max. 9W LED Retrofit
exkl. Leuchtmittel
excl. bulb

Material: Stahlblech
Material: steel sheed

727-40008650 ●

☐ CE IP 20



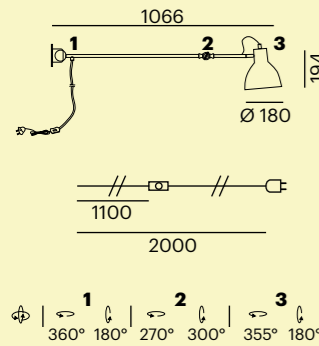
Iwo 3 W

2 x E27 · 230V · max. 9W LED Retrofit
exkl. Leuchtmittel
excl. bulb

Material: Stahlblech
Material: steel sheed

727-40028650 ●

☐ CE IP 20



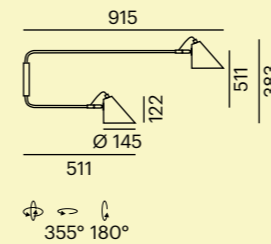
Iwo 2 W

1 x E27 · 230V · max. 9W LED Retrofit
exkl. Leuchtmittel
excl. bulb

Material: Stahlblech
Material: steel sheed

727-40018650 ●

☐ CE IP 20



Iwo 4 W

2 x E27 · 230V · max. 9W LED Retrofit
exkl. Leuchtmittel
excl. bulb

Material: Stahlblech
Material: steel sheed

727-40038660 ●

☐ CE IP 20



Table luminaires



Tisch ist nicht gleich Tisch. Ob im Büro, am Nachttisch, am Sideboard oder doch im Wohnzimmer, immer sind Tischleuchten eine beliebte Lichtquelle.

One table is not like another. Whether in the office, on the nightstand, on a sideboard or in the living room, table luminaires are a popular source of light.

I piani non sono tutti uguali. Scrivania da ufficio, comodino, credenza, tavolo da salotto... ma quelle da tavolo sono sempre lampade molto apprezzate.

112-113	<u>Pille</u>
114-115	<u>Bivio</u>
116-117	<u>Tycho</u>
118	<u>Gone</u>
119	<u>Meyjo</u>
120-121	<u>Zhoom</u>
122	<u>Scave</u>
123	<u>Teo</u>
124	<u>Pokula</u>
125	<u>Potta</u>
126-127	<u>Glow</u>

Mehr Licht auf den Tisch. Buchliebhaber mögen sie als Leselampe, Serienjunkies stehen auf angenehmeres Fernsehlicht.

Whether reading luminaire for booklovers or cosy television light for couch potatoes. Modern living is unthinkable without the appropriate light.

Più luce sul tavolo. Lampada da lettura per gli appassionati di libri o illuminazione perfetta per gli amanti delle serie TV.

Meyjo T / p. 119



Pille

Trendige Farbkombinationen machen die extravagante Pille aus mundgeblasenem Glas zu einem kraftvollen Stilelement.

Trendy colour combinations turn the extravagant Pille made of mouth-blown glass into a strong stylistic element.

Combinazioni cromatiche di tendenza trasformano la stravagante Pille in vetro soffiato in un potente elemento di design.



Pille T

DC LED · 230V · 28W · 3000K · CRI>90 · 1300lm
inkl. Betriebsgerät · ZigBee 3.0 dimmbar
incl. LED driver · ZigBee 3.0 dimmable

Material: Mundgeblasenes Glas · Fuß aus Marmor
Material: mouth-blown glass · marmor foot

Ø 160
415
600
Ø 188
1400

	A	B	
737-50009ghz			incl. remote control
737-50009phz			
737-500097hz			
737-50009ggz			
737-50009pgz			
737-500097gz			

⊕ CE IP 20



- grau / grey / grigio
- champagne / champagne / champagne
- rosé / rosé / rosatoto
- kupfer / copper / rame

Pendant luminaire

→ p. 24



Floor luminaire

→ p. 130

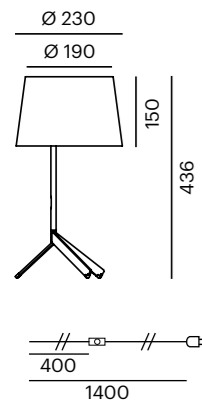


Bivio

Ob am Nachttisch oder Sideboard, ob klein oder groß, die Kombination von klassischem Schirm mit spannendem Fuß macht immer gute Figur.

Whether on the sideboard next to the bed or in the living room, the combination of classic shield with exciting base always cuts a fine figure.

Posizionata sul comodino o sulla credenza, di piccole o grandi dimensioni. La combinazione perfetta di paralume classico e struttura originale è un successo assicurato.



Bivio T

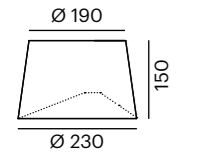
1 x E14 · 230V · max. 9W LED Retrofit
exkl. Leuchtmittel · schaltbar
excl. bulb · switchable

Material: Aluminium
Material: Aluminium

Schirm separat ordern
order shade separately

645-004070000660 ●

□ C E IP 20



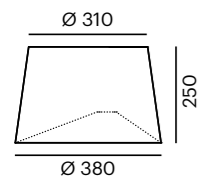
Schirm / shade

Asymmetrisch / asymmetric

Material: Leinenstoff
Material: Linen fabric

645-007030000120 ●

645-007030000230 ●



Schirm / shade

Asymmetrisch / asymmetric

Material: Leinenstoff
Material: Linen fabric

645-007040000120 ●

645-007040000230 ●

● schwarz
black
nero


● grau
grey
grigio

● braun
brown
marrone



shade brown - light off

shade brown - light on



shade grey - light off

shade grey - light on



Pendant luminaire

→ p. 50



Wall mounted luminaire

→ p. 96



Floor luminaire


→ p. 136



Design_Michael Raasch

← Zurück zur Übersicht
Back to overview

115

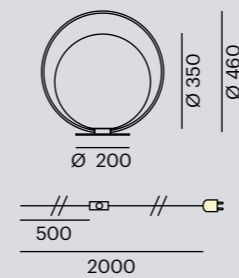


Tycho

Das Verständnis des dänischen Astronomen Tycho Brahe von Planet und Umlaufbahn kommt bei dieser Serie wunderbar zum Ausdruck.

This series is a perfect reflection of how the Danish astronomer Tycho Brahe understood planet and orbit.

Questa serie incarna meravigliosamente la visione pianeta / orbita dell'astronomo danese Tycho Brahe.



Tycho T

1 x E27 · 230V · max. 9W LED Retrofit
 exkl. Leuchtmittel · inkl. Kabeldimmer
 excl. bulb · incl. cable dimmable

Material: Mundgeblasenes Opalglas
 Material: mouth-blown opal glass

318-50008mdk ●

⊕ CE IP 20

● messing gebürstet
 old brass
 ottone spazzolato

Pendant luminaire

→ p. 42



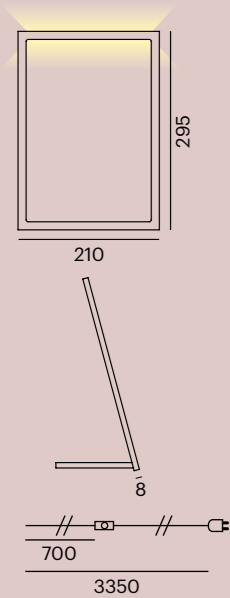
Gone

Design_Serge Cornelissen

Gone stellt in Form eines Rahmens das Nichtvorhandene in den Fokus.

In the shape of a frame, Gone focuses on the absence.

Sotto forma di cornice, la lampada Gone incentra l'attenzione su ciò che non c'è.



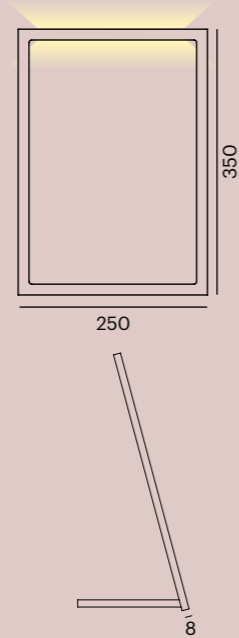
Gone S T

DC LED · 230V · 9W · 3000K · CRI>90 · 300lm
inkl. Betriebsgerät · inkl. Kabeldimmer
incl. LED driver · incl. cable dimmable

Material: Aluminium
Material: Aluminium

738-5000920k ●
738-5000960k ●

☐ C E IP 20




Gone M T

DC LED · 230V · 11W · 3000K · CRI>90 · 320lm
inkl. Betriebsgerät · inkl. Kabeldimmer
incl. LED driver · incl. cable dimmable

Material: Aluminium
Material: Aluminium

738-5001920k ●
738-5001960k ●

☐ C E IP 20



● terra
terra
terra

● schwarz
black
nero

Meyjo

Design_Inhouse

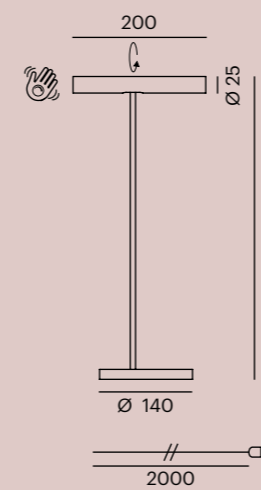
← Zurück zur Übersicht
Back to overview

119

Schlank und schlicht bringt Meyjo ihre Vorzüge zur Geltung. Ein aus geht spielerisch mit einem Wink.

Meyjo's asset is its sleek and slim design. It is turned on and off by a simple movement of the hand.

Essenziale e lanciata, la lampada Meyjo si accende e spegne con un semplice movimento della mano.



Meyjo T

DC LED · 230V · 9W · 3000K · CRI>90 · 350lm
inkl. Betriebsgerät · Sensordimmer
incl. LED driver · Sensor dimmable

Ausstrahlwinkel 28°
beam angle 28°

Material: Aluminium
Material: Aluminium

472-5001920s ●
472-5001950s ●
472-5001960s ●

☐ C E IP 20



→ p. 169



● terra
terra
terra

● weiß
white
bianco

● schwarz
black
nero

Floor luminaire

→ p. 140

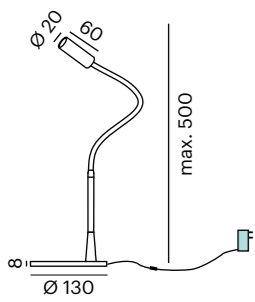


Zhoom

Zoom me. Und mein Licht wird dir folgen.

Zoom me. And my light will follow you.

Zoom me. E la mia luce sarà con te.



Zhoom T

DC LED · 230V · 2W · CRI>90 · 150lm
inkl. Betriebsgerät
incl. LED driver

Lichtkegel stufenlos am Kopf fokussierbar 10° - 60°
Head with infinitely adjustable light cone 10° - 60°


Material: Aluminium
Material: Aluminium

- 56-185041ng1 2700K
- 56-185042ng1 2700K
- 56-185043ng1 3000K
- 56-185040ng1 3000K

C E IP 20


Recessed luminaire

→ p. 148



Wall mounted luminaire

→ p. 107



weiß
white
bianco




aluminium natur
aluminium nature
alluminio natura

Design_OZ Lighting

← Zurück zur Übersicht
Back to overview

121



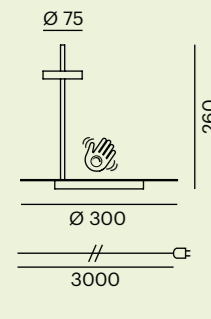
Scave

Design_Serge Cornelissen

Entfaltet ihren vollen Schein durch einfache Berührung.

Spreads its light just by touching it easily.

Un semplice tocco per risplendere al meglio.



Scave T
 DC LED · 230V · 12W · 3000K · CRI>90 · 400lm
 inkl. Betriebsgerät · Sensordimmer
 incl. LED driver · Sensor dimmable

Material: Aluminium
 Material: Aluminium

738-5002962s ●
738-5002965s ●

☐ C E IP 20



→ p. 168



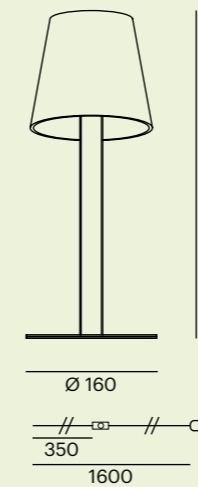
- schwarz/terra
black/terra
nero/terra
- schwarz/weiß
black/white
nero/bianco

Teo

Mit ihrer außergewöhnlichen Lichtbrechung ist sie ein Must-have für modernes Wohnen.

Its remarkable fraction of light makes Teo a must-have for modern living.

La straordinaria rifrazione della luce fa di questa lampada un elemento essenziale all'interno dello spazio abitativo moderno.



Teo T
 DC LED · 230V · 6W · 3000K · CRI>80 · 400lm
 inkl. Betriebsgerät · inkl. Kabeldimmer
 incl. LED driver · incl. cable dimmable

Material: Aluminium
 Material: Aluminium

101-500096ok ●

☐ C E IP 20



→ p. 170



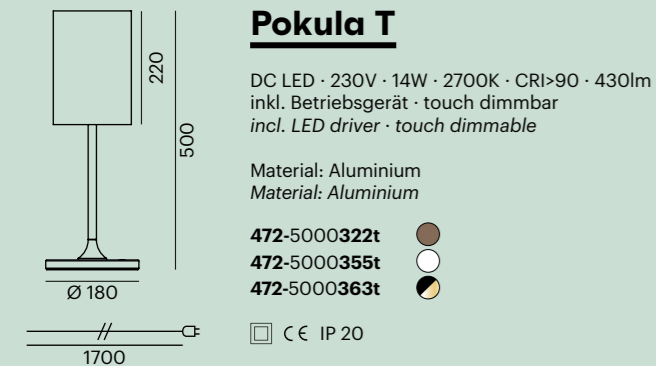
- schwarz
black
nero

Pokula

Mit der zylindrischen Schirmform schafft Pokula eine sanfte Lichtstimmung.

With its cylinder-shaped shield, Pokula creates a soft lighting atmosphere

Con il suo paralume cilindrico, la lampada Pokula crea una delicata atmosfera.



→ p. 168



● terra terra
○ weiß white
● schwarz/gold black/gold
nero/oro



Wall mounted luminaire

→ p. 102

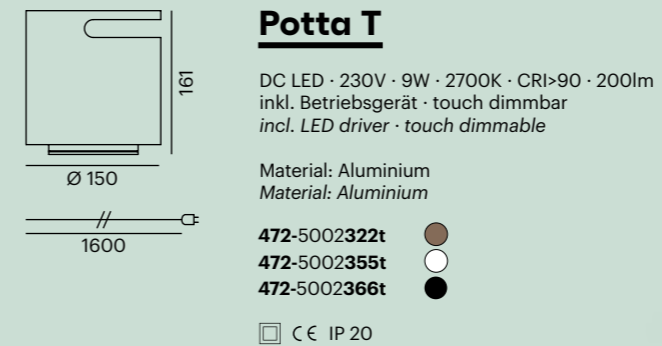


Potta

Ein Lichtspiel ähnlich eines Windlichts erinnert auf magische Weise an laue Sommerabende.

A play of light similar to a lantern reminds magically of mild summer evenings.

Un gioco di luce simile a quello di una lanterna ricorda magicamente le tiepide serate estive.



→ p. 168



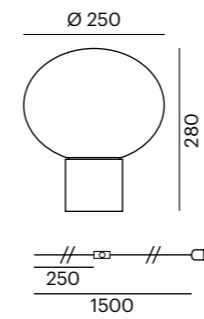
● terra terra
○ weiß white
● schwarz black
nero

Glow

Tischlein deck dich. Passend zu den zarten Pendelleuchten, ist die Glow Tischleuchte die perfekte Ergänzung für Tische, Theken und mehr.

Additionally to the wonderful pendants, the Glow table luminaire completes the full range of the family.

La lampada Glow è perfetta su credenze e banconi. Il suo nuovo look è imprescindibile per poter stare in linea con le lampade a sospensione della stessa gamma.



Glow T

1 x E27 · 230V · max. 9W LED Retrofit
exkl. Leuchtmittel · schaltbar
excl. bulb · switchable

Material: Mundgeblasenes Glas
Material: mouth-blown glass

381-50008o00 ●

☐ C E IP 20

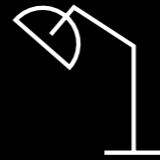
● schwarz
black
nero

Pendant luminaire

→ p. 40



Floor luminaires



Sie stehen im richtigen Moment zur Seite. Sowohl als Stilelement, als auch für punktuelle Ausleuchtung unterschiedlicher Wohnbereiche.

They stand by one's side at the right moment. As stylistic element as well as focused lightsource for different living areas.

Sempre al tuo fianco quando serve. Elemento di stile, ma anche punto luce essenziale nei diversi spazi domestici.



Meyjo F / p. 140

- 130-131 **Pille**
- 132-133 **Decafelt**
- 134-135 **Apollo**
- 136-137 **Bivio**
- 138-139 **Trepole**
- 140-141 **Meyjo**

Die gezielte Beleuchtung sorgt für Wohlfühlatmosphäre. Ein Blick genügt und jedes Herz steht in Flammen.

The targeted lighting creates a cosy atmosphere. It lights up one's heart at first sight.

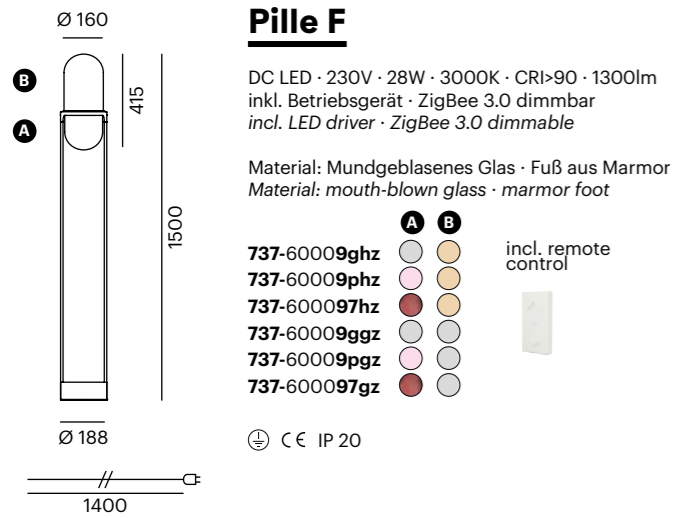
Un'illuminazione mirata assicura un'atmosfera gradevole e accogliente. Un amore a prima vista.

Pille

Die auffallende Pillenform trifft den Zeitgeist. Mundgeblasenes Glas in edlen Farbkombinationen strahlt gefühlvolle Stimmung aus.

The striking pill shape captures the spirit of modern times. The mouth-blown glass with sophisticated combinations of colours creates an atmosphere full of emotions.

L'eccezionale forma a pillola incarna lo spirito dei tempi moderni. Il vetro soffiato in eleganti combinazioni cromatiche crea un'atmosfera ricca di emozioni.



Pille F

DC LED · 230V · 28W · 3000K · CRI>90 · 1300lm
inkl. Betriebsgerät · ZigBee 3.0 dimmbar
incl. LED driver · ZigBee 3.0 dimmable

Material: Mundgeblasenes Glas · Fuß aus Marmor
Material: mouth-blown glass · marmor foot

	A	B	
737-60009ghz			incl. remote control
737-60009phz			
737-600097hz			
737-60009ggz			
737-60009pgz			
737-600097gz			

⊕ CE IP 20



grau / grey / grigio
 champagne / champagne / champagne
 rosé / rosé / rosato
 kupfer / copper / rame

Pendant luminaire

→ p. 24



Table luminaire

→ p. 112



Design_Klaus Nolting

← Zurück zur Übersicht
Back to overview

131



Decafelt

Angenehme Lichtstimmung mit beruhigendem Effekt. Die Akustikelemente sorgen für eine behagliche Atmosphäre.

Pleasant lighting atmosphere with calming effect. The acoustic elements create a cosy atmosphere.

Gradevole atmosfera con effetto rilassante. Gli elementi acustici rendono l'ambiente piacevole e accogliente.




Decafelt M F

DC LED · 230V · 41W · 3000K · CRI>90 · 2010lm
inkl. Betriebsgerät · ZigBee 3.0 dimmbar
incl. LED driver · ZigBee 3.0 dimmable

Material: Filz
Material: Felt

730-600195cz  incl. remote control
730-6001959z 
730-600195bz 




 CE IP 20



Decafelt L F

DC LED · 230V · 41W · 3000K · CRI>90 · 2200lm
inkl. Betriebsgerät · ZigBee 3.0 dimmbar
incl. LED driver · ZigBee 3.0 dimmable

Material: Filz
Material: Felt

730-600295cz  incl. remote control
730-6002959z 
730-600295bz 

 CE IP 20

Pendant luminaire

→ p. 46




Ceiling mounted luminaire

→ p. 72



 hellgrau
light grey
grigio chiaro

 anthrazit grau
anthrazit grey
antracite

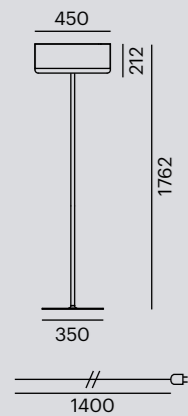
 blau
blue
blu

Apollo

Markante Highlights im Raum stehen für selbstbewusstes Designverständnis.

Striking highlights in the room show a confident understanding of design.

Elementi importanti all'interno della stanza sono sinonimo di una visione sicura e consapevole del design.



Apollo M F


DC LED · 230V · 22W · 3000K · CRI>90 · 1400lm
inkl. Betriebsgerät · ZigBee 3.0 dimmbar
inkl. Fernbedienung
incl. LED driver · ZigBee 3.0 dimmable
incl. remote control

Material: Polyethylen
Material: Polyethylene

642-02402002954z ●
642-02402002957z ●

⊕ C E IP 20

incl. remote control



Apollo L F

DC LED · 230V · 42W · 3000K · CRI>90 · 2820lm
inkl. Betriebsgerät · ZigBee 3.0 dimmbar
inkl. Fernbedienung
incl. LED driver · ZigBee 3.0 dimmable
incl. remote control

Material: Polyethylen
Material: Polyethylene

642-02403002954z ●
642-02403002957z ●

⊕ C E IP 20

incl. remote control



Pendant luminaire

→ p. 48



Ceiling mounted luminaire

→ p. 74



● anthrazit
● anthracite

● beige
● beige

Design_Michael Raasch

← Zurück zur Übersicht
Back to overview

135

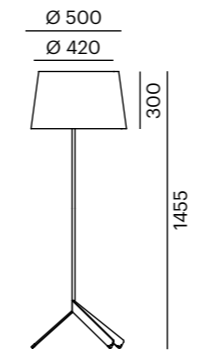


Bivio

Standing ovations für Bivio. Ohne viel Aufmerksamkeit schaffen diese Leuchten Stimmung mit großer Wirkung.

Standing ovations for Bivio. These luminaires create an atmosphere with a great effect without making a fuss.

Standing ovation per Bivio. Con discrezione, questa lampada crea un'atmosfera di grande effetto.



Bivio M F

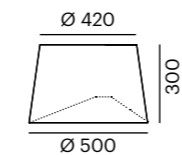
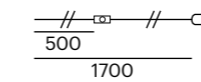
1 x E27 · 230V · max. 9W LED Retrofit
exkl. Leuchtmittel · inkl. Kabeldimmer
excl. bulb · incl. cable dimmable

Material: Aluminium
Material: Aluminium

Schirm separat ordern
order shade separately

645-00509000066a ●

C E IP 20



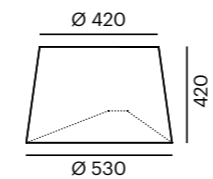
Schirm / shade

Asymmetrisch / asymmetric

Material: Leinenstoff
Material: Linen fabric

645-007050000120 ●

645-007050000230 ●



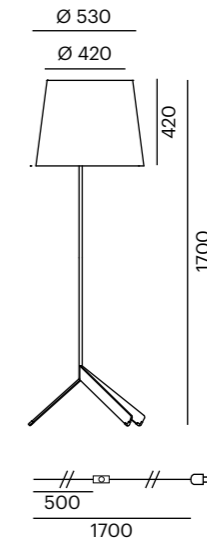
Schirm / shade

Asymmetrisch / asymmetric

Material: Leinenstoff
Material: Linen fabric

645-007060000120 ●

645-007060000230 ●



Bivio L F

1 x E27 · 230V · max. 9W LED Retrofit
exkl. Leuchtmittel · inkl. Kabeldimmer
excl. bulb · incl. cable dimmable

Material: Aluminium
Material: Aluminium

Schirm separat ordern
order shade separately

645-00510000066a ●

C E IP 20

Pendant luminaire

→ p. 50



Wall mounted luminaire

→ p. 96



Table luminaire

→ p. 114

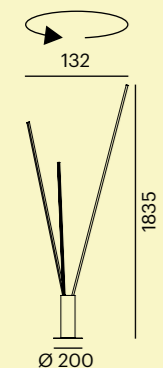


Trepole

Drei auf einen Streich. Variabel in der Anordnung sind die drei leuchtenden Stäbe, die locker im Köcher stecken.

Three in one sweep. The three luminous rods stand loosely in the quiver and can be arranged individually.

Tre in un colpo solo. Le tre aste luminose possono essere posizionate a piacere e collocate liberamente all'interno del loro alloggiamento.



Trepole F

DC LED · 230V · 64W · 2700K · CRI>90 · 2750lm
inkl. Betriebsgerät · schaltbar
incl. LED driver · switchable


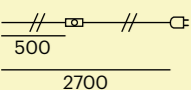
Material: Aluminium
Material: Aluminium

472-60023600

472-60023300



□ CE IP 20



schwarz
black
nero



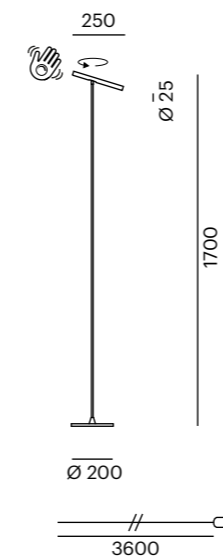
gold
gold
oro

Meyjo

Schlank aber sicher nicht zu übersehen. Die schlichte Formensprache ist charakteristisch für die Meyjo Produktpalette.

Lean, however, it cannot be overlooked. The simple design characterises the Meyjo product range.

Sottile, ma non per questo anonima. Le linee essenziali sono la caratteristica distintiva della famiglia Meyjo.



Meyjo F

DC LED · 230V · 9W · 3000K · CRI>90 · 350lm
 inkl. Betriebsgerät · Sensordimmer · Ausstrahlwinkel 28°
 incl. LED driver · Sensor dimmable · beam angle 28°

Material: Aluminium
 Material: Aluminium

472-6001920s ●
 472-6001950s ○
 472-6001960s ●

□ C E IP 20

● terra
terra
terra

○ weiß
white
bianco

● schwarz
black
nero

Table lumineuse

→ p. 119



Recessed luminaires



Mission undercover.
Sie sind dazu bestimmt,
zurückhaltend und
unauffällig aus der
Deckung zu kommen
und zu überraschen.

Mission undercover.
They were made to be withdrawn
without attracting attention and
just to appear and to surprise.

Missione sotto copertura.
Pensate per passare inosservate
e sorprendere con la loro luce dal
soffitto.

- 144 **Rowo**
- 145 **Sator**
- 146-147 **Liro**
- 148 **Zhoom**
- 149 **Kalio**

Während ein Großteil der
Komponenten verdeckt arbeitet,
erzeugt der sichtbare Teil
Aufmerksamkeit für alle wichtigen
Details.

Whereas most components
work undercover, the visible
part draws attention to all
important details.

Mentre la maggior parte dei
componenti rimangono nascosti,
la parte visibile richiama
l'attenzione su tutti i dettagli più
importanti.

Rowo R / p. 144




Rowo

Müheles schwenkbar. Mit Rowo lassen sich gezielte Akzente setzen.

Simple swivelling. Rowo sets focused accents.

Facilmente orientabile. La lampada Rowo focalizza l'attenzione sull'essenziale.



Rowo R

DC LED · 36V · 10W · 250mA · CRI>90 · 650lm
LED Konverter separat ordern
order LED driver separatly

Material: Aluminium
Material: Aluminium

- | | | |
|--------------|-------------|---|
| 305-30033500 | 2700K / 24° | ○ |
| 305-30033600 | 2700K / 24° | ● |
| 305-30003500 | 2700K / 45° | ○ |
| 305-30003600 | 2700K / 45° | ● |
| 305-30039500 | 3000K / 24° | ○ |
| 305-30039600 | 3000K / 24° | ● |
| 305-30009500 | 3000K / 45° | ○ |
| 305-30009600 | 3000K / 45° | ● |

☐ C E IP 20



1 - 20 mm

Ø 68 mm
ET 98 mm

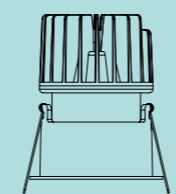


Sator

Eine angenehme Beleuchtung für vielfältige Einsatzmöglichkeiten.

Pleasant lighting for many possible applications.

Un'illuminazione gradevole che assicura molteplici opportunità di impiego.



Sator Round R

DC LED · 36V · 10W · 250mA · CRI>90 · 620lm
LED Konverter separat ordern
order LED driver separatly

Material: Aluminium
Material: Aluminium


- | | | |
|--------------|-------------|---|
| 305-30013500 | 2700K / 24° | ○ |
| 305-30013600 | 2700K / 24° | ● |
| 305-30019500 | 3000K / 24° | ○ |
| 305-30019600 | 3000K / 24° | ● |

☐ C E IP 44



1 - 20 mm

Ø 68 mm
ET 119 mm



Sator Square R

DC LED · 36V · 10W · 250mA · CRI>90 · 600lm
LED Konverter separat ordern
order LED driver separatly

Material: Aluminium
Material: Aluminium

- | | | |
|--------------|-------------|---|
| 305-30023500 | 2700K / 24° | ○ |
| 305-30023600 | 2700K / 24° | ● |
| 305-30029500 | 3000K / 24° | ○ |
| 305-30029600 | 3000K / 24° | ● |

☐ C E IP 44




1 - 20 mm

68 x 68 mm
ET 119 mm

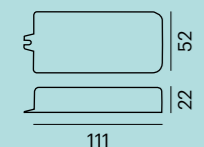


LED Driver Rowo R



nicht dimmbar · 11W · 250mA
not dimmable · 11W · 250mA

24-127570




DALI dimmbar · 12W · 250mA
DALI dimmable · 12W · 250mA

24-151403

○ weiß
white
bianco


● schwarz
black
nero

LED Driver Sator R



nicht dimmbar · 11W · 250mA
not dimmable · 11W · 250mA

24-127570



DALI dimmbar · 12W · 250mA
DALI dimmable · 12W · 250mA

24-151403

○ weiß
white
bianco

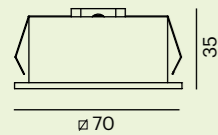
● schwarz
black
nero

Liro

Macht wunschlos glücklich. Für die Realisierung individueller Lichtkonzepte.

Makes perfectly happy. For the realisation of individual light concepts.

Una lampada che realizza tutti i desideri. Per soddisfare qualsiasi esigenza illuminotecnica.



1 - 20 mm

62 x 62 mm
ET 65 mm

Liro R

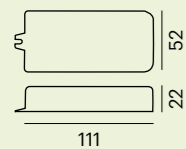
DC LED · 12V · 6W · 500mA · CRI>90 · 500lm
**LED Konverter separat ordern
order LED driver separatly**

Material: Aluminium
Material: Aluminium

472-30003560	2700K / 10°	☉
472-30003660	2700K / 10°	●
472-30013560	2700K / 30°	☉
472-30013660	2700K / 30°	●
472-30009560	3000K / 10°	☉
472-30009660	3000K / 10°	●
472-30019560	3000K / 30°	☉
472-30019660	3000K / 30°	●

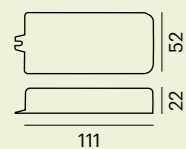
☐ C E IP 20

LED Driver Liro R



nicht dimmbar · 20W · 500mA
not dimmable · 20W · 500mA

24-122201



DALI dimmbar · 20W · 500mA
DALI dimmable · 20W · 500mA

24-151403

Ceiling mounted luminaire

→ p. 85



☐ weiß/schwarz
white/black
bianco/nero

● schwarz
black
nero

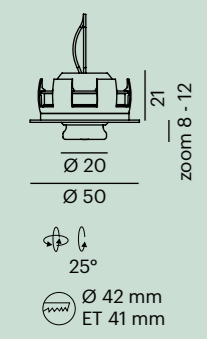


Zhoom

Wenn du mich in Position bringst, folge ich deinem Blick.
Ganz einfach.

When you position me, I will follow your gaze. Just like that.

Mettimi in posizione, seguirò il tuo sguardo. Non serve fare altro.



Zhoom R

DC LED · 36V · 2W · 500mA · CRI>90 · 150lm
LED Konverter separat ordern
order LED driver separatly

Lichtkegel stufenlos am Kopf fokussierbar 10° - 60°
Head with infitely adjustable light cone 10° - 60°

Material: Aluminium
Material: Aluminium

- | | | |
|--------------------|-------|--|
| 56-85040ng1 | 2700K | |
| 56-85041ng1 | 2700K | |
| 56-85042ng1 | 2700K | |
| 56-85034ng1 | 3000K | |
| 56-85037ng1 | 3000K | |
| 56-85039ng1 | 3000K | |

CE IP 20

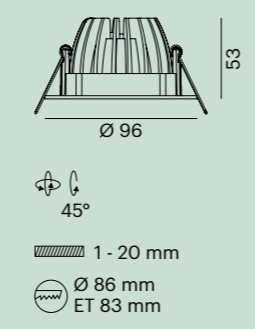


Kalio

Für Akzente oder flächendeckend. Kalio erstrahlt in unterschiedlichen Anwendungen.

To set accents or cover whole areas. Kalio lights up for various applications.

Per mettere in evidenza un particolare o illuminare un'intera superficie. La lampada Kalio dà il meglio in qualsiasi situazione.



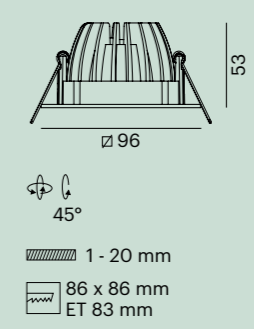
Kalio Round R

DC LED · 36V · 8W · 250mA · CRI>90 · 900lm
LED Konverter separat ordern
order LED driver separatly

Material: Aluminium
Material: Aluminium

- | | | |
|---------------------|-------------|--|
| 308-30003500 | 2700K / 24° | |
| 308-30003600 | 2700K / 24° | |
| 308-30013500 | 2700K / 38° | |
| 308-30013600 | 2700K / 38° | |
| 308-30009500 | 3000K / 24° | |
| 308-30009600 | 3000K / 24° | |
| 308-30019500 | 3000K / 38° | |
| 308-30019600 | 3000K / 38° | |

CE IP 20



Kalio Square R

DC LED · 36V · 8W · 250mA · CRI>90 · 900lm
LED Konverter separat ordern
order LED driver separatly

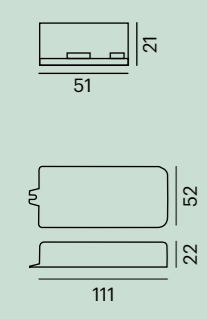
Material: Aluminium
Material: Aluminium

- | | | |
|---------------------|-------------|--|
| 308-30023500 | 2700K / 24° | |
| 308-30023600 | 2700K / 24° | |
| 308-30033500 | 2700K / 38° | |
| 308-30033600 | 2700K / 38° | |
| 308-30029500 | 3000K / 24° | |
| 308-30029600 | 3000K / 24° | |
| 308-30039500 | 3000K / 38° | |
| 308-30039600 | 3000K / 38° | |

CE IP 20



LED Driver Zhoom R



nicht dimmbar · 6W · 500mA
not dimmable · 6W · 500mA

24-122635

DALI dimmbar · 20W · 500mA
DALI dimmable · 20W · 500mA

24-151403*

* Nicht für den Einbau in Unterputzdose Ø 68 mm geeignet.
* Not suitable for mounting in housing Ø 68 mm.


Table luminaire

→ p. 120

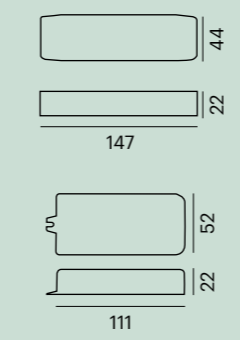


Wall mounted luminaire

→ p. 107



LED Driver Kalio R



nicht dimmbar · 11W · 250mA
not dimmable · 11W · 250mA

24-127570

DALI dimmbar · 12W · 250mA
DALI dimmable · 12W · 250mA

24-151403

- | | | | | | |
|--|--------------------------|--|--|--|--------------------------|
| | chrom
chrome
cromo | | perchrom
pearl chrome
cromo satinato | | schwarz
black
nero |
|--|--------------------------|--|--|--|--------------------------|

- | | | | |
|--|-------------------------|--|--------------------------|
| | weiß
white
bianco | | schwarz
black
nero |
|--|-------------------------|--|--------------------------|

Outdoor lighting



- 152-153 [Pegato](#)
- 154 [Eyo](#)
- 155 [Booper](#)
- 156-159 [Boho](#)
- 160 [Aliar](#)
- 161 [Booper](#)
- 162-163 [Hoot](#)
- 164 [Chopa](#)
- 165 [Mash](#)

Ab ins Freie.
Ob an lauen
Sommerabenden
oder in dunklen
Winternächten,
Außenleuchten lassen
alles in einem anderen
Licht erscheinen.

Let's get outside.
Whether on mild summer evenings or in dark winter nights, outdoor lighting brightens up the surroundings.

Usciamo all'aperto.
Nelle tiepide serate estive o durante le scure notti invernali, le lampade da esterno fanno risplendere tutto sotto una luce diversa.

Damit vom Eingangsbereich, über die Terrasse, bis hin zum Balkon alles auch im Dunkeln schön hell bleibt.

To make sure that everything is illuminated even in darkness, from the entrance to the terrace and to the balcony.

Per fare in modo che tutto risplenda anche nell'oscurità, dall'ingresso alla terrazza, fino al balcone.

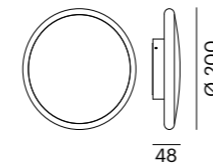


Pegato

Eine Leuchte wie ein Dot. Pegato kreiert ein lustvolles Wechselspiel aus Licht und Schatten.

A luminaire like a dot. Pegato creates a delightful play of light and shadow.

La lampada che mette il punto. Pegato crea un piacevole gioco di luci e ombre.



Pegato W

DC LED · 230V · 6W · 3000K · CRI>90 · 300lm
inkl. Betriebsgerät
incl. LED driver

Material: Aluminium
Material: Aluminium

472-90019200 ●
472-90019500 ○
472-90019900 ●

⊕ C E IP 54



terra
terra
terra



weiß
white
bianco



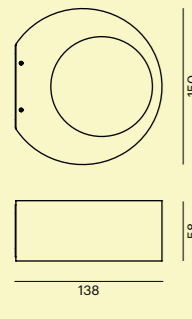
anthrazit
anthracite
antracite

Eyo

Augen auf, hier kommt unser schlichtes Schmuckstück für draußen.

Open your eyes, here comes our simple piece of jewellery for outside.

Occhi aperti, ecco il nostro gioiello che impreziosisce l'ambiente esterno.



Eyo W
DC LED · 230V · 7W · 3000K · CRI>80 · 200lm
inkl. Betriebsgerät
incl. LED driver

Material: Aluminium
Material: Aluminium

472-90039600 ●
472-90039900 ●

⊕ C E IP 54

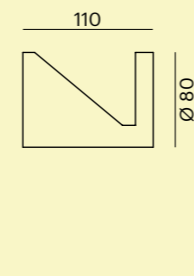


Booper

Eine runde Sache, wirkt sowohl als Einzelleuchte oder als Setting im Objekt.

A round affair, impressive as individual luminaire or arranged in a group.

Una soluzione a tutto tondo che funziona alla perfezione singolarmente o abbinata ad altre lampade.




Booper W
AC LED · 230V · 4W · 3000K · CRI>90 · 110lm

Material: Aluminium
Material: Aluminium

472-90069500 ○
472-90069900 ●

⊕ C E IP 65



Bollard luminaire

→ p. 161



Boho

So kann der Abend bis spät in die Nacht dauern. Boho ist ein Lichtblick day and night.

This way the evening goes until late night. Boho is a bright spot day and night.

Per fare in modo che la serata si prolunghi fino a tarda notte. La lampada Boho risplende, di giorno e di notte.

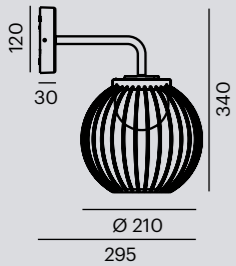
Boho W

AC LED · 230V · 7W · 3000K · CRI>80 · 500lm

Material: Aluminium
Material: Aluminium

401-90019600 ●

⊕ C E IP 65



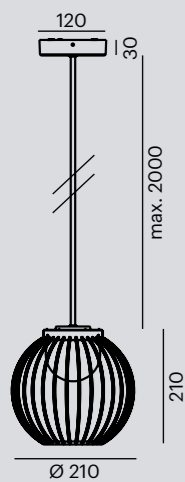
Boho PD

AC LED · 230V · 7W · 3000K · CRI>80 · 500lm

Material: Aluminium
Material: Aluminium

401-90029600 ●

⊕ C E IP 65



Floor luminaire

→ p. 159



● schwarz
● black
● nero

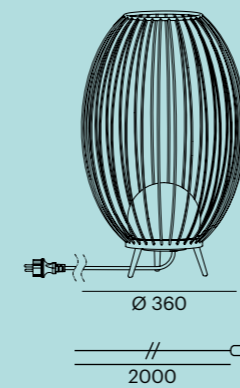


Boho

Charmant und mehr als nur eine Leuchte.
Ein Eyecatcher für gemütliche Sommerabende.

Charming and more than just a luminaire.
An eye catcher for relaxed summer evenings.

Affascinante, molto più di una semplice lampada. Sempre
al centro dell'attenzione nelle piacevoli serate estive.



Boho F

1 x E27 · 230V · max. 9W LED Retrofit
exkl. Leuchtmittel
excl. bulb

Material: Aluminium
Material: Aluminium

401-90008600 ●


⊕ C E IP 65



● schwarz
black
nero

Wall mounted luminaire

→ p. 156



Pendant luminaire

→ p. 156

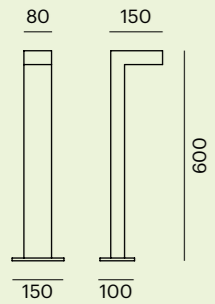


Aliar

Geradlinig und funktionell bringt Aliar im Außenbereich ihre Vorzüge zur Geltung.

With its straight lined and functional design, Aliar sheds light on external areas.

Lineare e funzionale: la lampada Aliar si mette in evidenza negli spazi aperti.



Aliar F

DC LED · 230V · 12W · 3000K · CRI>80 · 460lm
inkl. Betriebsgerät
incl. LED driver

Material: Aluminium
Material: Aluminium

- 472-90029600 ●
- 472-90029900 ●

⊕ C E IP 65

PG Connector



PG-Klemmrohr für wasserdichte Kabelverbindung
3-poliger Block · Verwendung nur für Kabel H05SS-F, für
Kabel Ø 7-12 mm · für max. 24A / 450V AC
PG tube for watertight cable connection
3-pole connection block · Use only for cable H05SS-F, for
cable Ø 7-12 mm · for max. 24A / 450V AC

separat ordern
order separately

- 102-thb391a3c ●

C E IP 65



- schwarz
black
nero
- anthrazit
anthracite
antracite

Booper

Schlank und zeitlos elegant aus jedem Blickwinkel.

Sleek and always elegant from every perspective.

Essenziale e caratterizzata da un'eleganza senza tempo, da qualsiasi angolazione.



Booper F

DC LED · 230V · 7W · 3000K · CRI>90 · 190lm
inkl. Betriebsgerät
incl. LED driver

Material: Aluminium
Material: Aluminium

- 472-90079500 ○
- 472-90079900 ●

⊕ C E IP 54



- weiß
white
bianco
- anthrazit
anthracite
antracite



Wall mounted luminaire

→ p. 155

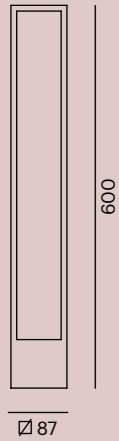



Hoot

Sanftes Orientierungslicht in architektonischer Harmonie. Hoot hat das Zeug zur echten Stilikone.

Soft light for orientation in architectural harmony. Hoot has all it takes to become a real style icon.

Delicata luce orientabile in un contesto di armonia architettonica. La lampada Hoot ha tutto quello che serve per diventare una vera e propria icona di stile.



Hoot F

DC LED · 230V · 11W · 3000K · CRI>90 · 700lm
inkl. Betriebsgerät
incl. LED driver

Material: Aluminium
Material: Aluminium

472-90049600 ●
472-90049900 ●

⊕ CE IP 54

● schwarz
black
nero

● anthrazit
anthracite
antracite

[Zurück zur Übersicht](#)
[Back to overview](#)

163

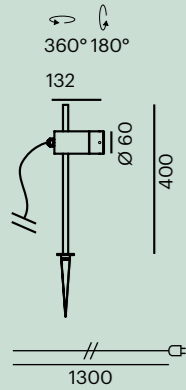


Chopa

Wegweisend. Unsere Spießleuchte bringt es auf den Punkt.

Our outdoor lighting with ground spike points the way.

Sempre in prima linea, ancorata al suolo, la nostra lampada chiarisce tutto.



Chopa F

AC LED · 230V · 6W · 3000K · CRI>90 · 450lm
höhenverstellbar
height adjustable

Ausstrahlwinkel 38°
beam angle 38°

Material: Aluminium
Material: Aluminium

472-90059600 ●

⊕ C E IP 65



PG Connector

PG-Klemmrohr für wasserdichte Kabelverbindung
3-poliger Block · Verwendung nur für Kabel H05SS-F,
für Kabel Ø 7-12 mm · für max. 24A / 450V AC
PG tube for watertight cable connection
3-pole connectionblock · Use only for cable H05SS-F, for
cable Ø 7-12 mm · for max. 24A / 450V AC

separat ordern
order separately

102-thb391a3c ●

C E IP 65

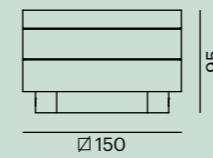


Mash

Black and White hat immer Saison. Der moderne Cubus im Sandwich-Look.

The modern cube in black and white layers is always in season.

Cubo moderno a strati alternati, il bianco e nero che non stanca mai.



Mash F

AC LED · 230V · 12W · 3000K · CRI>90 · 150lm

Material: Aluminium
Material: Aluminium

472-90009200 ●

472-90009900 ●

472-90009600 ●

⊕ C E IP 65



PG Connector

PG-Klemmrohr für wasserdichte Kabelverbindung
3-poliger Block · Verwendung nur für Kabel H05SS-F,
für Kabel Ø 7-12 mm · für max. 24A / 450V AC
PG tube for watertight cable connection
3-pole connectionblock · Use only for cable H05SS-F,
for cable Ø 7-12 mm · for max. 24A / 450V AC

separat ordern
order separately

102-thb391a3c ●

C E IP 65



Bulbs

Classic LEDbulb

E27 · LED
230V · 9W · 2700K · 2200K · CRI>90 · 806lm
dimmbar
dimmbable

30-646127



Classic LEDbulb

E27 · LED
230V · 8W · 2700K · CRI>80 · 806lm
dimmbar
dimmbable

30-709443



Classic LEDbulb

E27 · LED
230V · 7,5W · 2700K · CRI>80 · 610lm
dimmbar
dimmbable

30-709269



Classic LEDbulb

E27 · LED
230V · 5,5W · 2000K · CRI>80 · 250lm
dimmbar
dimmbable

30-686543



Classic LEDbulb

E27 · LED
230V · 6,5W · 2000K · CRI>80 · 470lm
dimmbar
dimmbable

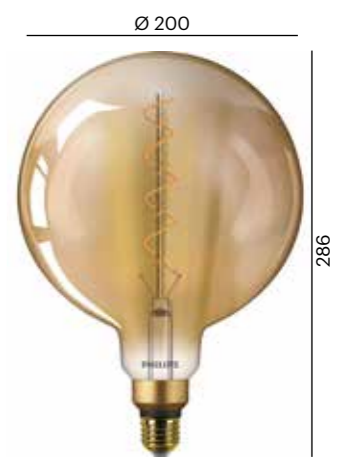
30-803493



Classic LEDbulb

E27 · LED
230V · 6,5W · 2000K · CRI>80 · 470lm
dimmbar
dimmbable

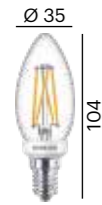
30-803479



Classic LEDcandle

E14 · LED
230V · 6W · 2700K · 2200K · CRI>90 · 470lm
dimmbar
dimmbable

30-646288



Classic LEDluster

E14 · LED
230V · 3,5W · 2700K · 2200K · CRI>90 · 250lm
dimmbar
dimmbable

30-646387



Classic LEDluster

E14 · LED
230V · 5W · 2700K · CRI>90 · 470lm
dimmbar
dimmbable

30-709900



Master LEDspot

PAR16 · GU10 · LED
230V · 6,2W · 2700K · 2200K · CRI>90 · 575lm
dimmbar · Ausstrahlwinkel 36°
dimmbable · beam angel 36°

30-662714



Master LEDspot

PAR16 · GU10 · LED
230V · 6,2W · 2700K · CRI>90 · 575lm
dimmbar · Ausstrahlwinkel 36°
dimmbable · beam angel 36°

30-675417



Master LEDspot

PAR16 · GU10 · LED
230V · 6,2W · 3000K · CRI>90 · 575lm
dimmbar · Ausstrahlwinkel 36°
dimmbable · beam angel 36°

30-705251



Room for ideas

Ins richtige Licht gerückt. Auffällige Akzente oder harmonische Lichtstimmungen für scheinbar grenzenlose Möglichkeiten.

Presented in the proper light. Striking accents or harmonious lighting atmosphere for almost limitless possibilities.

Sotto la giusta luce. Accenti d'effetto o atmosfere armoniose, per infine soluzioni di illuminazione.



Copra Iris PD / p. 32



Iwo 2 W / p. 108



Bivio W with LED Spot / p. 97



Pokula T / p. 124



Decafelt PD / p. 46



Scave T / p. 122



Potta T / p. 125



Apollo T / p. 134



Meyjo T / p. 119

Inspiration



Teo T / p. 123



Foro Long W / p. 98



Pille PD / p. 24



Gone T / p. 118



Lora Shade 5 / p. 57



Arkade Single PD / p. 16



Peya PD / p. 54



Tycho T / p. 116



Divo Long PD / p. 67

Ob Kuschelecke
im Wohnzimmer,
Kommunikationszentrale
Küche oder Genuss-Hotspot
Restaurant – jeder Raum
hat unterschiedliche
Ansprüche.

Whether the cosy living room, the
communicative kitchen or a sty-
lish restaurant which offers plea-
sant moments, every room has to
meet other requirements.

Un accogliente angolo del salotto.
La cucina, centro nevralgico della
casa. Ma anche un elegante ris-
torente, paradiso del gusto. Ogni
ambiente ha le sue esigenze.

Leistungsangaben

Im Katalog wird ausschließlich die Systemleistung angegeben, d.h. die aufgenommene Gesamtleistung von Leuchtmittel plus der Leistung des Betriebsgerätes. Ausnahmen sind nur Leuchten, die ohne Betriebsgerät geliefert werden, hier wird die LED-Leistung angegeben.

Lichtstrom

Der gerechnete Lichtstrom der Leuchte wird unter Berücksichtigung aller Verminderungsfaktoren wie Temperatur, Reflektorwirkungsgrad, Glas-Transmissionswert und konstruktiven Faktoren, gemäß der technischen Datenblätter und Herstellerangaben, ausgewiesen. Die im Katalog angeführten, berechneten Werte beziehen sich, wenn nicht anders angegeben, auf eine Referenzberechnung mit folgender Spezifikation: 3000K CRI 80 bei Ta=25°C

Die zum Zeitpunkt der Drucklegung des Katalogs verfügbaren Daten sind teilweise berechnete Werte. Die Leuchten werden nach dem Stand der Technik laufend optimiert. Elektrische Leistungsangaben sowie Lumenwerte unterliegen einer Toleranz von +/- 10%. Durch ein zertifiziertes Institut gemessene Werte sind nach aktuellem Stand in den Produktinformationen auf loum-light.com ersichtlich.

Power Rating

Only the system performance is mentioned in the catalogue. This means the total absorbed power of LED plus the power of the Driver. Exceptions are only luminaries that are delivered without Driver, here the LED power is specified.

Luminous Flux

The projected luminous flux of the lamp is shown in consideration of all reduction factors such as temperature, reflector efficiency, glass transmittance value and constructive factors according to the technical data sheets and manufacturer's instructions. The specified, calculated values in the catalogue refer to, unless otherwise specified, a reference calculation with the following specifications: 3000K CRI 80 at Ta = 25°C

Available data at time of printing of the catalogue are partly calculated values. The lights are continuously optimized according to the latest technical development, all indicated power ratings and lumen outputs have a tolerance of +/- 10%, updated information can be found on loum-light.com.

Sämtliche Inhalte in diesem Katalog entsprechen dem Stand bei Drucklegung und dienen ausschließlich zu Informationszwecken. Molto Luce behält sich das Recht vor, jederzeit und ohne Ankündigung die technischen Daten, der im Katalog abgebildeten Produkte, zu modifizieren. Für Farbabweichungen übernehmen wir keinerlei Haftung. Manche der abgebildeten Produkte sind Bildretuschen und dienen zur Veranschaulichung der Einsatzmöglichkeiten.

Unsere allgemeinen Geschäfts- und Lieferbedingungen können unter loum-light.com eingesehen werden. LOUM® ist eine eingetragene Marke der Molto Luce GmbH.

The content of this catalogue corresponds to the conditions during printing and is for information purposes only. Molto Luce reserves the right to modify the technical data of the products shown at any time and without prior notice. We do not assume any liability for colour deviations. Some of the products shown in the catalogue were retouched and serve to illustrate the possible applications.

Our general business terms and delivery conditions can be viewed under loum-light.com. LOUM® is a registered trademark of Molto Luce GmbH.

Concept and design
Herbert Glaubacker & Lukas Schörgendorfer

Austria

Headquarters Wels

Office & Showroom
Europastraße 45
4600 Wels
T: +43 7242 698-0
M: office@moltoluce.com

Vienna

Office & Showroom
Vorarlberger Allee 28
1230 Vienna
T: +43 1 6160300
M: office.wien@moltoluce.com

Graz

Office
Robert-Viertl-Straße 2
8055 Graz
T: +43 316 672525-0
M: office.graz@moltoluce.com

Innsbruck

Office
Orbis Office, Resselstraße 33/Top 5
6020 Innsbruck
T: +43 512 345688
M: office.innsbruck@moltoluce.com

Germany

Munich

Office & Showroom
Walter-Gropius-Straße 23
80807 Munich
T: +49 89 4520565-0
M: office.muenchen@moltoluce.com

Cologne

Office & Showroom
Gut Maarhausen, Eiler Straße 3v
51107 Cologne
T: +49 221 222882-0
M: office.koeln@moltoluce.com

Hamburg

Office & Showroom
Wandsbeker Allee 77
22041 Hamburg
T: +49 40 2847850-1
M: office.hamburg@moltoluce.com

Italy

Brescia

Office
Viale Duca D' Aosta 28
25121 Brescia
T: +39 030 2400679
M: office.brescia@moltoluce.com

Switzerland

Lenzburg

Office
Niederlenzerstraße 25
5600 Lenzburg
T: +41 62 885 70 30
M: office.lenzburg@moltoluce.com



V_1_002