




LESHE

MOLTO LUCE®





Organisch geformte LED Aufbauleuchte
 Opal-Diffusor aus rotationsgegossenem Polyethylen
 Hochwertige dunkelchrome Endkappen
 Schaltbar, optional dimmbar 1-10V oder mit DALI
 Energieeffiziente LEDs mit hoher Farbwiedergabe

Organic shaped LED surface mounted luminaire
 Opal diffuser made of rotomoulded polyethylene
 High quality end caps in dark chrome
 Switchable, optional 1-10V or Dali dimmable
 Energy efficient with high colour rendering LED

Lampada LED a soffitto/parete, forma organica
 Diffusore opale in polietilene
 Tappo finale di alta qualità in cromo scuro
 Dimmerazione 1-10V o DALI opzionale
 LED di efficienza energetica ad alta resa cromatica

Applique LED, forme organique
 Diffuseur opal en polyéthylène
 Embout en haute qualité
 Dimmable 1-10V ou DALI optionnel
 Efficientes LED à haute reproduction des couleurs

Dimmbare Versionen / dimmable versions
660-XXXXad = analog dimm. 1 - 10 V
660-XXXXddd = DALI dimm.

W3 = LED 3000K
W4 = LED 4000K

IP 20

A++ - **A**

Design: Serge Cornelissen

LASH WALL / CEILING

LED

SYS 50W · 220-240V AC · CRI >80 · Binning SDCM 3

660-30195 5100lm
660-30145 5650lm

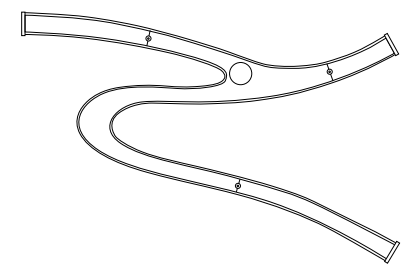


1150



765

155



1150

765



LASH



Organisch geformte LED Hängeleuchte
 Opal-Diffusor aus rotationsgegossenem Polyethylen
 Hochwertige dunkelchrome Endkappen
 Schaltbar, optional dimmbar 1-10V oder mit DALI
 Inkl. 3000mm werkzeuglos höhenverstellbarer Abhängung

Organic shaped LED suspended luminaire
 Opal diffuser made of rotomoulded polyethylene
 High quality end caps in dark chrome
 Switchable, optional 1-10V or Dali dimmable
 Included 3m suspension cable, adjustable without tools

Sospensione LED, forma organica
 Diffusore opale in polietilene
 Tappo finale di alta qualità in cromo scuro
 Dimmerazione 1-10V o DALI opzionale
 Compreso di cavo 3m, regolabile senza utensili

Suspension LED, forme organique
 Diffuseur opal en polyéthylène
 Embout en haute qualité
 Dimmable 1-10V ou DALI optionnel
 3000mm câble de suspension inclus, réglable sans outils

Dimmbare Versionen / dimmable versions
660-XXXXad = analog dimm. 1 - 10 V
660-XXXXddd = DALI dimm.

W3 = LED 3000K
W4 = LED 4000K

IP 20  

A++ - **A**

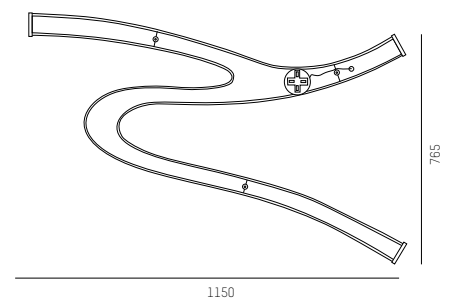
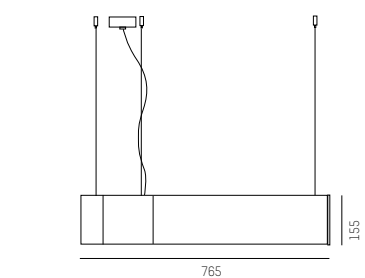
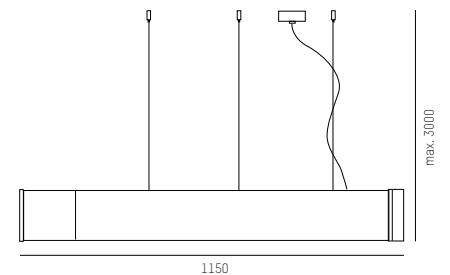
Design: Serge Cornelissen

LASH PENDANT

LED

SYS 50W · 220-240V AC · CRI >80 · Binning SDCM 3

660-10195   5100lm
660-10145   5650lm





Organisch geformtes LED Lichtobjekt
 Opal-Diffusor aus rotationsgegossenem Polyethylen
 Hochwertige dunkelchrome Endkappen
 Rückseite silbergrau pulverbeschichtet
 Energieeffiziente LEDs mit hoher Farbwiedergabe

Organic shaped LED luminaire
 Opal diffuser made of rotomoulded polyethylene
 High quality end caps in dark chrome
 backside silver-grey powder-coated
 Energy efficient with high colour rendering LED

Lampada LED, forma organica
 Diffusore opale in polietilene
 Tappo finale di alta qualità in cromo scuro
 Retro di verniciatura a polveri argento-grigio
 LED di efficienza energetica ad alta resa cromatica

Luminaire LED, forme organique
 Diffuseur opal en polyéthylène
 Embout en haute qualité, chrome obscur
 Superficie arrière vernissée à poudres en argente-gris
 Efficientes LED à haute reproduction des couleurs

W3 = LED 3000K
W4 = LED 4000K

A++ - **A**

IP20 

Design: Serge Cornelissen

LASH OBJECT

LED

SYS 50W · 220-240V AC · CRI >80 · Binning SDCM 3
 Taster dimmbar / Touch dimmable


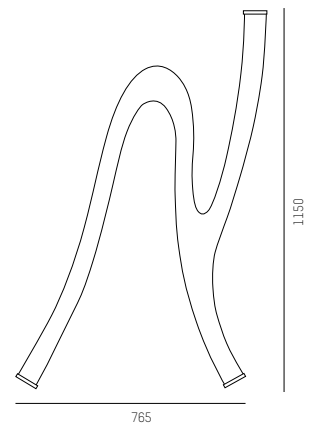
660-50195d

DC	W0	W3
----	----	----


 5100lm
660-50145d

DC	W0	W4
----	----	----

 5650lm



LASH OBJECT



Organisch geformte modulare LED Aufbauleuchte
Opal-Diffusor aus rotationsgegossenem Polyethylen
Hochwertige dunkelchrome Endkappen
Schaltbar, optional dimmbar 1-10V oder mit DALI
Energieeffiziente LEDs mit hoher Farbwiedergabe

Organic shaped LED modular surface mounted luminaire
Opal diffuser made of rotomoulded polyethylene
High quality end caps in dark chrome
Switchable, optional 1-10V or Dali dimmable
Energy efficient with high colour rendering LED

Lampada LED a soffitto/parete modulare, forma organica
Diffusore opale in polietilene
Tappo finale di alta qualità in cromo scuro
Dimmerazione 1-10V o DALI opzionale
LED di efficienza energetica ad alta resa cromatica

Applique LED modulaire, forme organique
Diffuseur opal en polyéthylène
Embout en haute qualité
Dimmable 1-10V ou DALI optionnel
Efficientes LED à haute reproduction des couleurs

Dimmbare Versionen / dimmable versions
660-XXXXad = analog dimm. 1 - 10 V
660-XXXXddd = DALI dimm.

W3 = LED 3000K
W4 = LED 4000K

IP20  

A++ - **A**

Design: Serge Cornelissen

LASH SYSTEM WALL-/ CEILING

LED

SYS 50W · 220-240V AC · CRI >80 · Binning SDCM 3

660-4019S    5100lm
660-4014S    5650lm

COMPONENTS

ENDDECKEL / END PIECE

660-21 

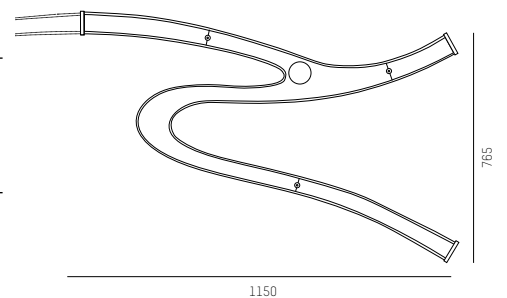
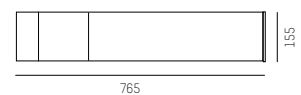
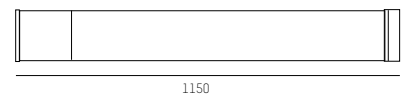
SYSTEMVERBINDER / SYSTEM JUNCTION

660-42d  dimmbar / dimmable

EINSPEISUNG SYSTEM / POWER CANOPY

max. 10 Leuchten pro Einspeisepunkt
max. 10 luminaires per power feed

660-401d 5 x 1,5mm²





Organisch geformte modulare LED Hängeleuchte
 Opal-Diffusor aus rotationsgegossenem Polyethylen
 Hochwertige dunkelchrome Endkappen
 Schaltbar, optional dimmbar 1-10V oder mit DALI
 Inkl. 3000mm werkzeuglos höhenverstellbarer Abhängung

Organic shaped LED modular suspended luminaire
 Opal diffuser made of rotomoulded polyethylene
 High quality end caps in dark chrome
 Switchable, optional 1-10V or Dali dimmable
 Included 3m suspension cable, adjustable without tools

Sospensione LED modulare, forma organica
 Diffusore opale in polietilene
 Tappo finale di alta qualità in cromo scuro
 Dimmerazione 1-10V o DALI opzionale
 Compreso di cavo 3m, regolabile senza utensili

Suspension LED modulaire, forme organique
 Diffuseur opal en polyéthylène
 Embout en haute qualité
 Dimmable 1-10V ou DALI optionnel
 3000mm câble de suspension inclus, réglable sans outils

Dimmbare Versionen / dimmable versions
660-XXXXad = analog dimm. 1 - 10 V
660-XXXXddd = DALI dimm.

W3 = LED 3000K
W4 = LED 4000K

IP20 

A++ - **A**

Design: Serge Cornelissen

LASH SYSTEM PENDANT

LED

SYS 50W · 220-240V AC · CRI >80 · Binning SDCM 3

660-20195    5100lm
660-20145    5650lm

COMPONENTS

ENDECKEL / END PIECE


660-21 

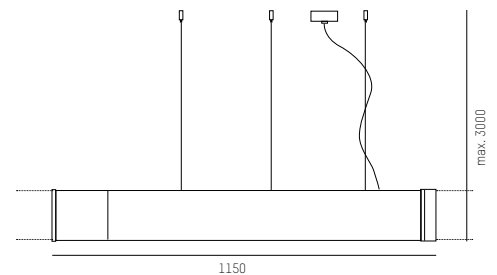
SYSTEMVERBINDER / SYSTEM JUNCTION

660-22d  dimmbar / dimmable

BALDACHIN SYSTEM / CANOPY SYSTEM

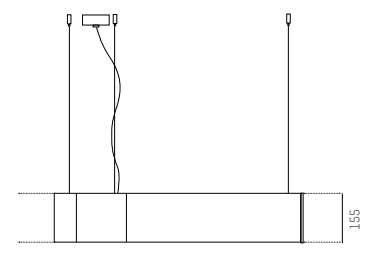
max. 10 Leuchten pro Einspeisepunkt
 max. 10 luminaires per power feed

581-075  3 x 1,5mm²
581-085  5 x 1,5mm²



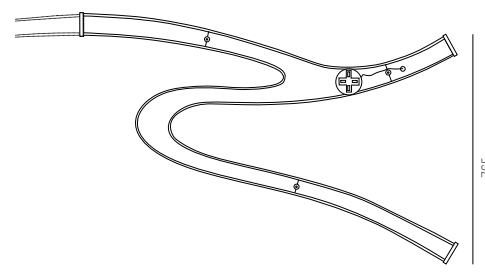
1150

max. 3000



765

155



1150

765



LASH SYSTEM PENDANT

HEADQUARTERS Wels
Office & Showroom
4600 Wels, Austria
Europastraße 45
T: +43 7242 698-0
F: +43 7242 60376
M: office@moltoluce.com

VIENNA
Office & Showroom
1230 Vienna, Austria
Vorarlberger Allee 28
T: +43 1 6160300
F: +43 1 6160300-40
M: office.wien@moltoluce.com

GRAZ
Office
8020 Graz, Austria
Kalvariengürtel 67
T: +43 316 672525-0
F: +43 316 672525-520
M: office.graz@moltoluce.com

MUNICH
Office & Showroom
80807 Munich, Germany
Walter-Gropius-Straße 23
T: +49 89 4520565-0
F: +49 89 4520565-20
M: office.muenchen@moltoluce.com

COLOGNE
Office
51107 Cologne, Germany
Gut Maarhausen, Eiler Straße 3v
T: +49 221 222882-0
F: +49 221 222882-20
M: office.koeln@moltoluce.com

HAMBURG
Office
22041 Hamburg, Germany
Wandsbeker Allee 77
T: +49 40 2847850-1
F: +49 40 80607299
M: office.hamburg@moltoluce.com

BRESCIA
Branch office / Filiale Italia
25135 Brescia, Italy
Viale Duca d'Aosta 28
T: +39 030 2400679
M: office.brescia@moltoluce.com

www.moltoluce.com

MOLTO LUCE®